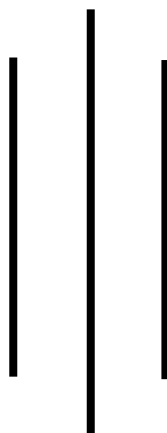


# **Tracer Study Report 2018 (Final)**

Birendra Bidhya Mandir Campus

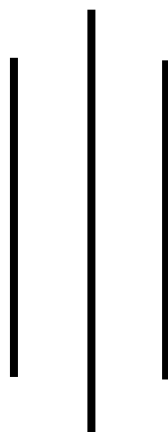
Tikapur, Kailali



**Submitted to:**

University Grants Commission

Sanothimi, Bhaktapur



**Submitted by:**

Birendra Bidhya Mandir Campus

Tikapur, Kailali

11 Mar, 2020

Date: 11 Mar, 2020

To  
The Chairman  
University Grants Commission  
Sanothimi, Bhaktapur

**Subject: Regarding the Submission of Final Tracer Study Report (2018)**

Dear Sir,

As per University Grants Commission's public announcement for the preparation and submission of Tracer Study Report by the institutions selected in DLI II (HERP), we would like to submit detailed Tracer Study Report of (2018 graduates) Birendra Bidhya Mandir Campus, Tikapur Kailali. We look forward to hearing from you soon.

Thank you.

.....

(Harka Bahadur Bhandari)

Campus Chief

## **Acknowledgement**

Birendra Bidhya Mandir Campus would express deep gratitude to university Grants Commission, Nepal whose continuing support enables to have this tracer study. We are also grateful to the graduates of 2018 of BMC who provided us all the required information for the completion of this report. Our thanks also go to BMC administration, faculty members and HERP Task subcommittee for their kind co-operation and valuable suggestion.

## **Executive Summary**

This report has been prepared as the **Tracer Study Report** of the graduates from Birendra Bidhya Mandir Campus, Tikapur, Kailali. The students selected were the graduates of 2018 from the stream of Management and Education. The report has been divided into four chapters. The first chapter is introductory. The Second one presents and analyses the data. The third chapter provides the major findings of the report and the fourth chapter draws the conclusion and suggests some recommendations. The aim of writing this report was to find out the issues related to the quality and relevance of higher education. The study was also aimed to use the report for the formulation and amendments of its strategic plan as per the needs and expectation of market and the society. In order to get the needed information, both quantitative and qualitative methods were employed for data collection and a questionnaire for interviewing was piloted to make sure the right information could be collected. The notice for tracer study was shared using the social media/ face book. Those who couldn't come in contact were contacted through telephone and email. Required information was collected, individual forms were filled through face to face interview, telephonic conversation and via mails. All the selected information was compiled, analyzed and evaluated and the final report was prepared.

## **LIST OF TABLES**

<b>Table No.</b>	<b>Topic</b>	<b>Page No.</b>
1	Total graduates of the year 2018	5
2	Employment Status of the graduates	6
3	Relevancy of the programs for professional requirements	11

## **LIST OF FIGURES**

- Figure 1: Faculty and Gender wise composition of graduates
- Figure 2: Employment status of Graduates
- Figure 3: Composition of Graduates in Management
- Figure 4: Employment Status of Graduates of Management
- Figure 5: Composition of Graduates of Education (Bachelor)
- Figure 6: Employment Status of Graduates of Education

## **ABBREVIATIONS**

E	Employed
U	Unemployed
BMC	Birendra Bidhya Mandir Campus
UGC	University Grants Commission
TU	Tribhuvan University

## **Table of Contents**

<b>ACKNOWLEDGEMENT</b>	<b>I</b>
<b>EXECUTIVE SUMMARY</b>	<b>II</b>
<b>LIST OF TABLES</b>	<b>III</b>
<b>LIST OF FIGURES</b>	<b>IV</b>
<b>ABBREVIATIONS</b>	<b>V</b>
<b>CHAPTER: ONE</b>	<b>1-4</b>
<b>1. INTRODUCTION:</b>	<b>1</b>
1.1 Background	1-2
1.2 Objectives of the Study	2
1.3 Institutional Arrangements to Conduct the study	3
1.4 Graduate Batch taken for the Study	3
1.5 Data Collection - Instruments and Approach	3
1.6 Scope and Limitations of the Study	3-4
<b>CHAPTER: TWO</b>	<b>5-12</b>
2. Data Presentation and Analysis	5
2.1 The Profile of the Graduates	5-6
2.2 Employment Status of the Graduates	6-7
2.3 Faculty wise Analysis of Employment Status	8
2.3.1 Faculty of Management	8
2.3.2 Faculty of Education	9
2.4 Expectations and Aspirations of Graduates	10
2.5 Employment Experience of Graduates	10
2.6 The Quality and Relevancy of Higher Education	10
2.7 Issues Related to Quality and Relevance of Higher Education	11
2.8 Refectory (Canteen)	12
<b>CHAPTER: THREE</b>	<b>13-14</b>
3. Major Findings	13
3.1. Implications to institutional Reforms	14
<b>CHAPTER: FOUR</b>	<b>15-16</b>
4. Conclusion and Recommendation	15
4.1 Conclusion	15
4.2 Recommendations	15-16



## **Appendix**

Annex: 1      Tracer Study Profile of Graduates of Management

Annex: 2      Tracer Study Profile of Graduates Education (Bachelor)

## CHAPTER: ONE

### 1. Introduction

#### 1.1 Background

Birendra Baidhya Mandir is an emerging community campus, established in 2063 BS, with the collaborative efforts of local people comprising academically aware intellectuals, business men, social workers and guardians. This autonomous, non-profitable academic institution is situated at the heart of Tikapur Municipality, Ward number 1, Block D, Kailali Western Nepal. It is affiliated to Tribhuvan University and at present offers Bachelor and Post graduate programs in Management and Education. Since its inception, it has been imparting quality education in an affordable fee to the most marginalized and backward community of the country in the far-west Nepal, to bring positive societal change and development through academic excellence. It is managed by Birendra Bidhya Mandir public educational trust.

The campus' history goes back to 2031 BS along with the establishment of Tikapur town by Late Khadga Bahadur Singh, the pioneer of academic sensibility of the contemporary Tikapur. Began in 2031 BS, as the only community school in the far-west, Birendra Bidhya Mandir reached to campus level in 2063 BS and has now up to post-graduate programs in the service of the society. Started with meager 99 students in one building having 12 rooms, has now over 900 students with two storied buildings blocks in one Bigha 18 Katha (12950 Square meter) campus premises. The campus is also in the process of registering other 12 Bighas in its named from its mother organization, Birendra Bidhya Mandir Higer Secondary School.

In the last 12 years, BMC has set some landmarks in educational history of Tikapur. It has got LOI certificate from UGC and it is completing the task of SSR. It offers Bachelor and Masters programme in education and management. The graduates of this campus are employed in different sectors, offices, organizations, schools, colleges, banks and so on. More than 900 students have been enrolled in this campus comprising different race, gender, class, culture and territory. Many students have made the campus feel proud by their remarkable achievements.

BMC is an autonomous community campus managed by a management committee as apex body whose chair person and members are selected from among the donors, social workers and guardians. Campus Management Committee is responsible to formulate and implement policies and programmes in the interest of the campus and the society. The campus' has its constitution and the comprehensive guidelines that state, define and regulate different provisions, rules and regulations in a systematic and practical way to achieve campus' primed goal and objectives of catering all inclusive and up- to - date quality education.

BMC with its detailed and comprehensive master plan indicating the existing buildings and projected expansion, its 5 years strategic development plan (2017-2022), clear academic structure, institutionalized administrative structure with transparent policies of selection and promotion of its staff members, equity establishment, their gratuity (Upadan), allowances and leave, establishing Akshya Kosh of Rupees 2 crore and above all clearly stated vision, mission and goals. BMC is strongly building up itself as a leading higher education institution in the far-west.

BMC has been conducting its fourth **Tracer Study Program** of the graduates of 2018 following the suggestions and inspirations of UGC. The aim of this study is to help the institution find out the where about of its graduates and identify the effectiveness of the programs offered to them as well as to gather feedbacks for further improvement. It also aims to find out the outcomes and employability of graduates of 2018

## **1.2 Objectives of the Study**

The objectives of the study is to have a better understanding of the employment status and to find out the expectations and inspirations of the graduates. The study is trying to meet the following objectives:

- Investigate employment status of the graduates of 2018.
- Find out the kinds of programs the graduates are pursuing afterwards.
- Identify the difficulties faced by graduates for the placement in the market after the completion of the program.
- Relate the experience and views of graduates as they evaluate BMC teaching and learning materials, institutional facilities and curriculum, in order to plan for future improvement.

### **1.3 Institutional Arrangements to conduct Study**

With the campus' selection for the DLI II (HERP) by UGC, it has been conducting various assigned tasks to it and preparation of Graduates Tracer Study Report is one of them. BMC has also formed a subcommittee called HERP subcommittee with job specifications for the effective execution of Tracer Study Program.

### **1.4 Graduate Batch Taken for the Study**

The Graduates taken for the study is of 2018 Batch which includes the graduates from the faculty of Management and Education faculty. The total number of graduates of 2018 were 13.

### **1.5 Data collection-Instruments and Approach**

The study has focused on the quality of higher education service provided to the students and the condition under which the graduates have been employed and its role in job-seeking, and how their areas of work are related to the programs offered by the college. In addition, the study is expected to help identify which programs are still relevant to current market demands and the findings of the study are to analyze the strengths and weaknesses of the College programs, and the relationships between education / training and labor market needs. Hence, the methodology for this study is driven by the above issues and it is supposed to promote better understanding of the graduates' employability.

In order to get the needed information, both quantitative and qualitative methods were employed for data collection and a questionnaire for interviewing was piloted to make sure the right information could be collected. The Tracer Study subcommittee collected the graduate list of 2018. The notice for tracer study was shared using the social media / Face Book. Those who couldn't come in contact were contacted through telephone and email. Required information was collected, individual forms were filled through face to face interview, telephonic conversation and via mails. All the selected information was compiled, analyzed and evaluated and the final report was prepared.

### **1.6 Scope and Limitations of the Study**

There were in total 13 graduates in 2018 from Management and Education Stream of Birendra Bidhya Mandir Campus. The graduates from faculty of Education were 3 and 10 were from the faculty of Management. 100 percentage of the total population was reached out.

This study has the following limitations

- This tracer study was conducted to the graduates of 2018 of BMC only.
- The study was conducted within a short period of time and limited budget.
- Besides face to face interview, social media email and telephone contact/conversation were the key tools of data collection.

## CHAPTER: TWO

### 2. Data Presentation and analysis

For this Tracer Study, BMC has taken the Graduates of 2018. It is carried upon the graduates of Birendra Bidhya Mandir Campus from the faculty of Management and Education. The total number of graduates were 13.

#### 2.1 The Profile of the graduates

There were in total 13 graduates in 2018 in different streams of Birendra Bidhya Mandir Campus. The numbers of graduates from Faculty of Education were 3. Out of which 1 was female graduates, and 2 were male graduates. Of total 3 in education faculty, 2 graduates belonged to Janajati (Tharu Community) groups. There were 10 graduates from faculty of Management. Of which 4 were female and 6 were Male graduates. Out of 10, 7 belonged to Janajati (Tharu Community).

**Table 1: Total graduates of the year 2018**

S.N.	Programs	Total Graduates	Female Graduates	Male Graduates	Educationally Disadvantaged Graduates	
					Educationally Disadvantaged Janajatis	Dalits
<b>Bachelors</b>	B.Ed.	3	1	2	2	0
	B.B.S.	10	4	6	5	0
<b>Bachelors Total</b>		<b>13</b>	<b>5</b>	<b>8</b>	<b>7</b>	<b>0</b>

*Source: Campus administration (BMC)*

**Table 2: The caste wise composition of tracer study completed**

Graduates 2018	Caste			Total
	Brahmin/Chhetri	Janajati	Dalit	
B.ED	1	2	0	3
Program Completed BBS	5	5	0	10
<b>Total</b>	<b>6</b>	<b>7</b>	<b>0</b>	<b>13</b>

## 2.2 Employment Status of the Graduates

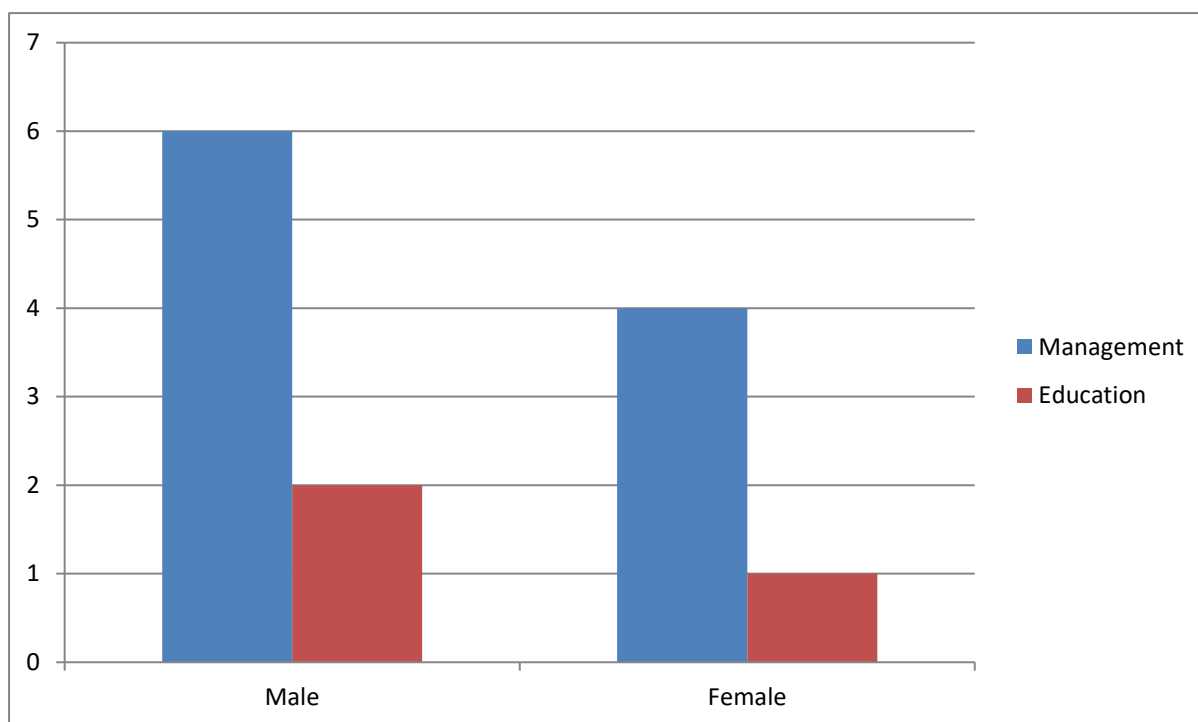
Of the total targeted samples of 13, graduates comprising 8 male and 5 female in which the percent of the Janajati (Tharu community) graduates is 54 percent. 10 are Unemployed, 3 are self employed.

**Table 3: Employment Status of the graduates**

Faculty	Total Number of Graduates Approached	Male	Female	EDJ	Dalit	Employed	Unemployed	Self Employed	Service in an organization
Education	3	2	1	2	-	-	2	1	-
Management	10	6	4	5	-	-	8	2	-
<b>Grand Total</b>	<b>13</b>	<b>8</b>	<b>5</b>	<b>7</b>	<b>-</b>	<b>-</b>	<b>10</b>	<b>3</b>	<b>-</b>

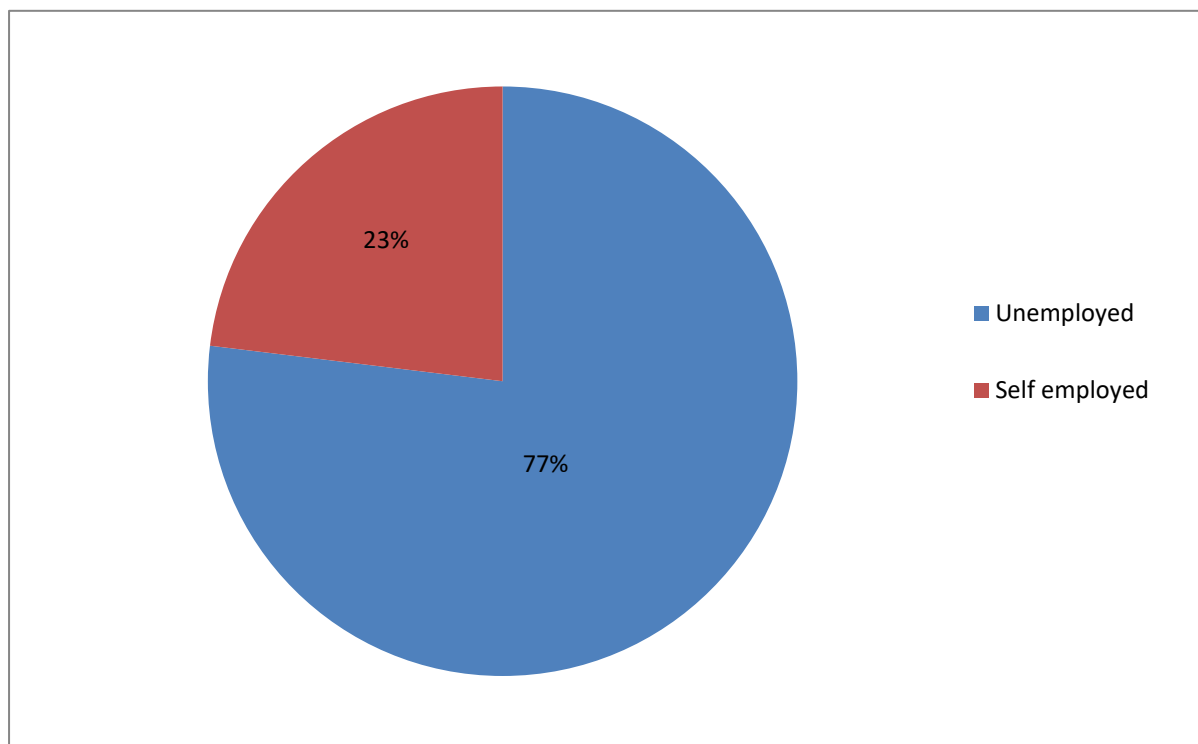
*Source: Tracer Study Survey 2018*

**Figure 1: Faculty and Gender wise composition of graduates**



*Source: Tracer Study Survey 2018*

**Figure 2: Employment status of Graduates**



*Source: Tracer Study Survey 2018*

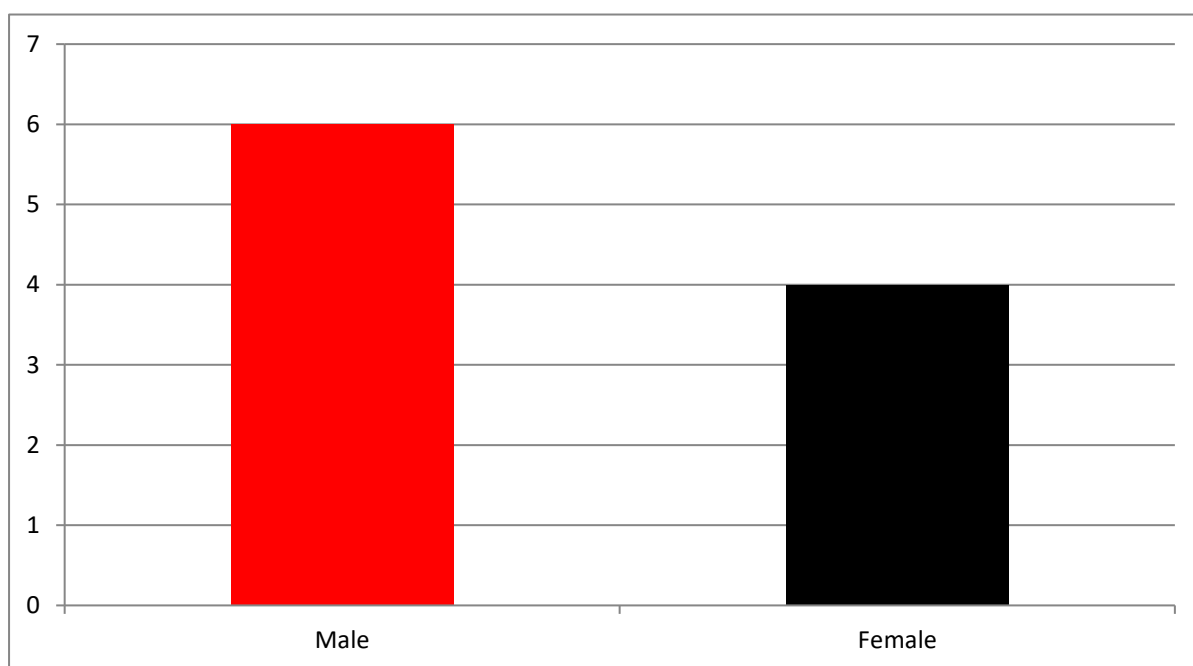


## 2.3 Faculty wise Analysis of Employment Status

### 2.3.1 Faculty of Management

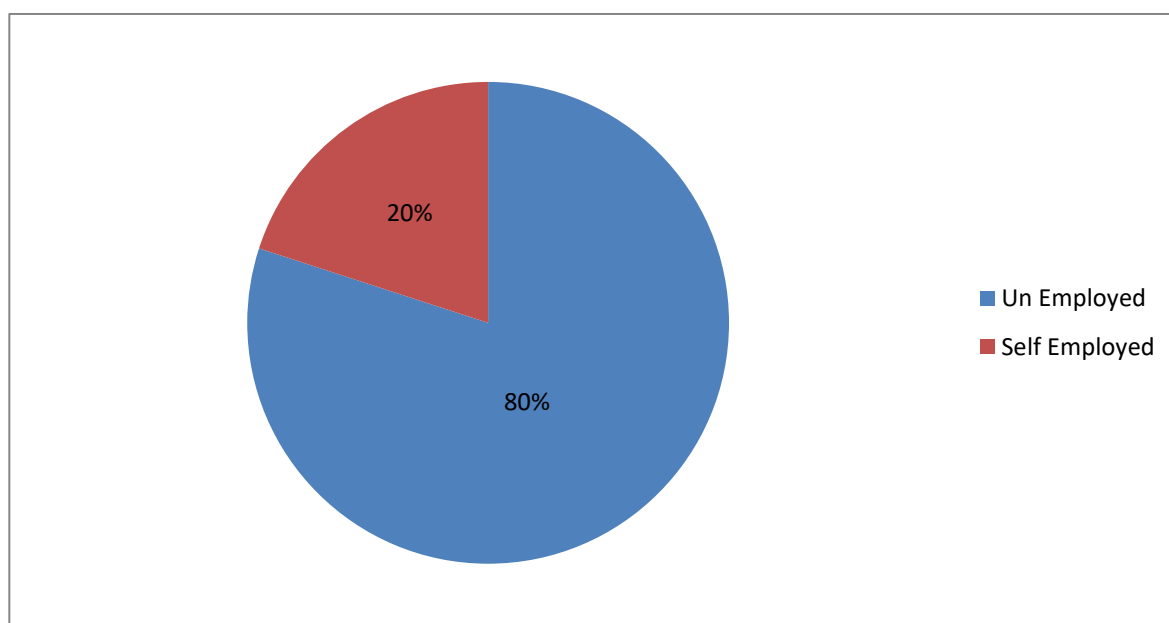
Of the targeted samples of 10, 10 graduates of Faculty of management were approached. Dalit 0, Janajati 5 and Brahman - Chetri 5. Out of 10 graduates 8 are Unemployed, 2 are self employed.

**Figure 3: Composition of Graduates in Management**



*Source: Tracer Study Survey 2018*

**Figure 4: Employment Status of Graduates of Management**

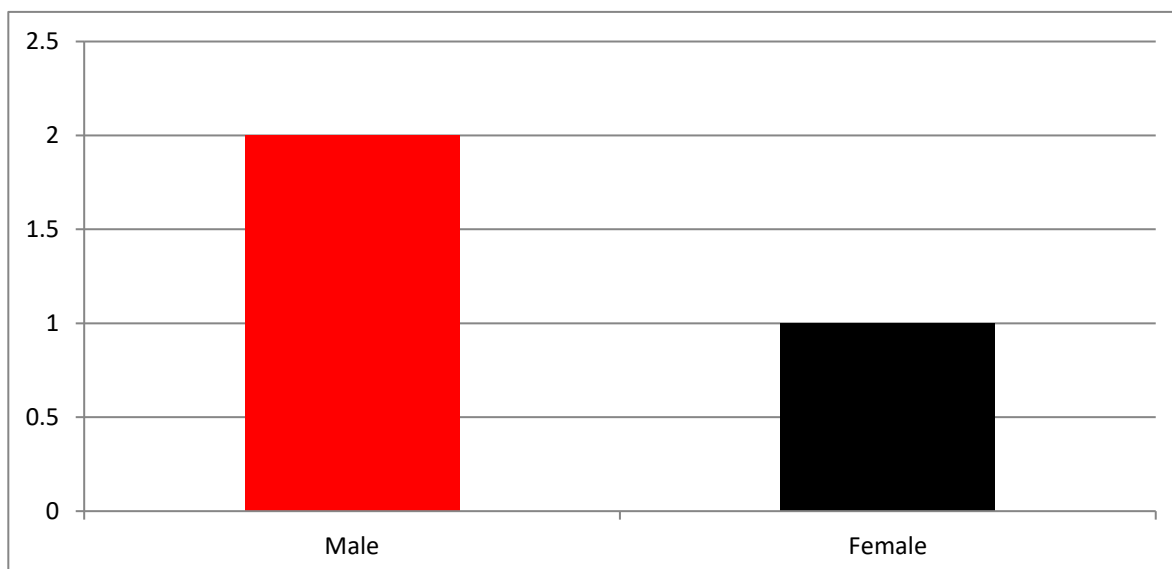


*Source: Tracer Study Survey 2018*

### 2.3.2 Faculty of Education

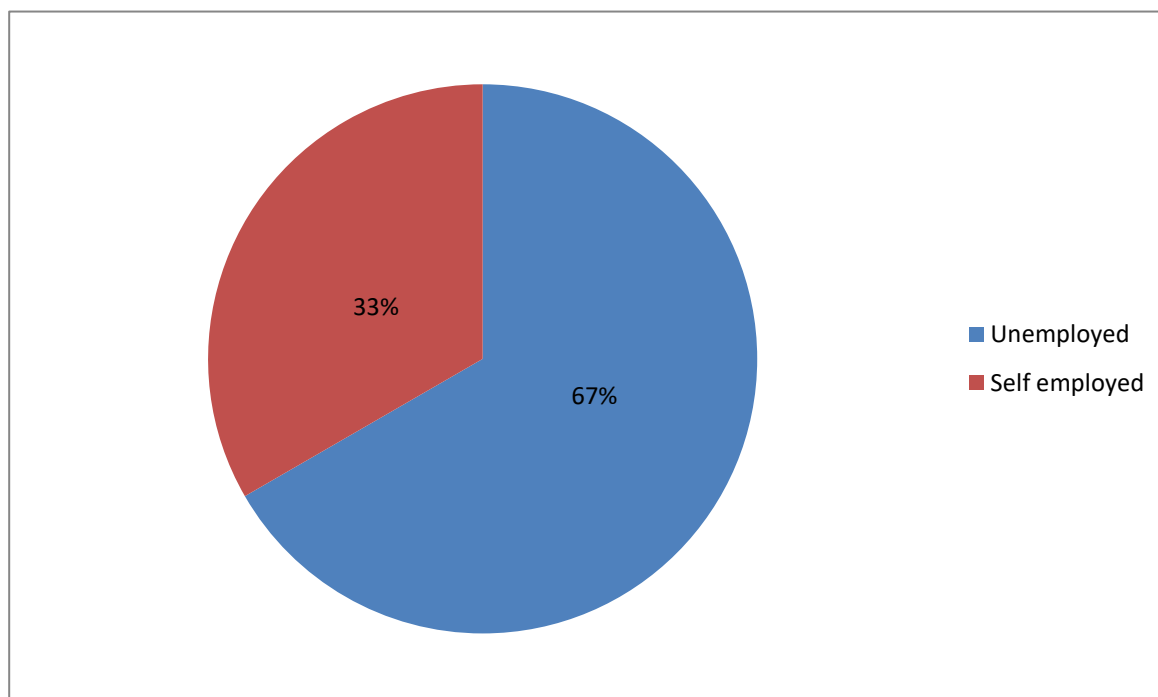
There were 3 graduates from the faculty of Education. Of which, 1 was Female and 2 were Male graduates. 2 belonged to Janajati (Tharu Community) and 1 Brahmin and Chetri. Out of 3 graduates, 2 graduates are Unemployed and 1 is self employed.

**Figure 5: Composition of Graduates of Education (Bachelor)**



*Source: Tracer Study Survey 2018*

**Figure 6: Employment Status of Graduates of Education**



*Source: Tracer Study Survey 2018*

## **2.4 Expectations and Aspirations of Graduates**

One of the objectives of this study was to find out the views of graduates regarding their study experiences at Birendra Bidhya Mandir Campus and about their employment status at present. It also tries to find out the graduates' expectation and aspirations towards the institution. The major emphasize of the graduates were on the following points:

- Learning should meet to their needs and requirements
- There should be fix quota system for the enrollment
- Teacher should be accountable towards the students
- There should be connection between academic and industrial requirements.
- The college must introduce short term professional courses
- Focus should be given to skill based education.
- Technical and practical education should be introduced.

## **2.5 Employment Experience of Graduates**

Gathered from the interview and data analysis, the total percentage of Unemployed graduates was 77% and self employed was 23%.

To the question about the support of academic programs on their career and work experience, the majority of the respondents had following responses:

- The academic course content supports work at job but it doesn't provide any practical experience
- Job market is too limited to accommodate large number of graduates
- They complained that they have not got jobs yet
- Most of the respondents have been expecting to get good job and high pay.
- At present, the respondents are more concerned with learning than satisfaction

## **2.6 The Quality and Relevancy of Higher Education**

One of the major objectives of the tracer study was to find out the quality and relevancy of the higher education in terms of the courses offered, problem solving work placement linked between programs and professional requirement etc.

The respondents were to present their views regarding the issues mentioned above along with the strength and weakness of the institutions. The table below provides the detailed information of their responses

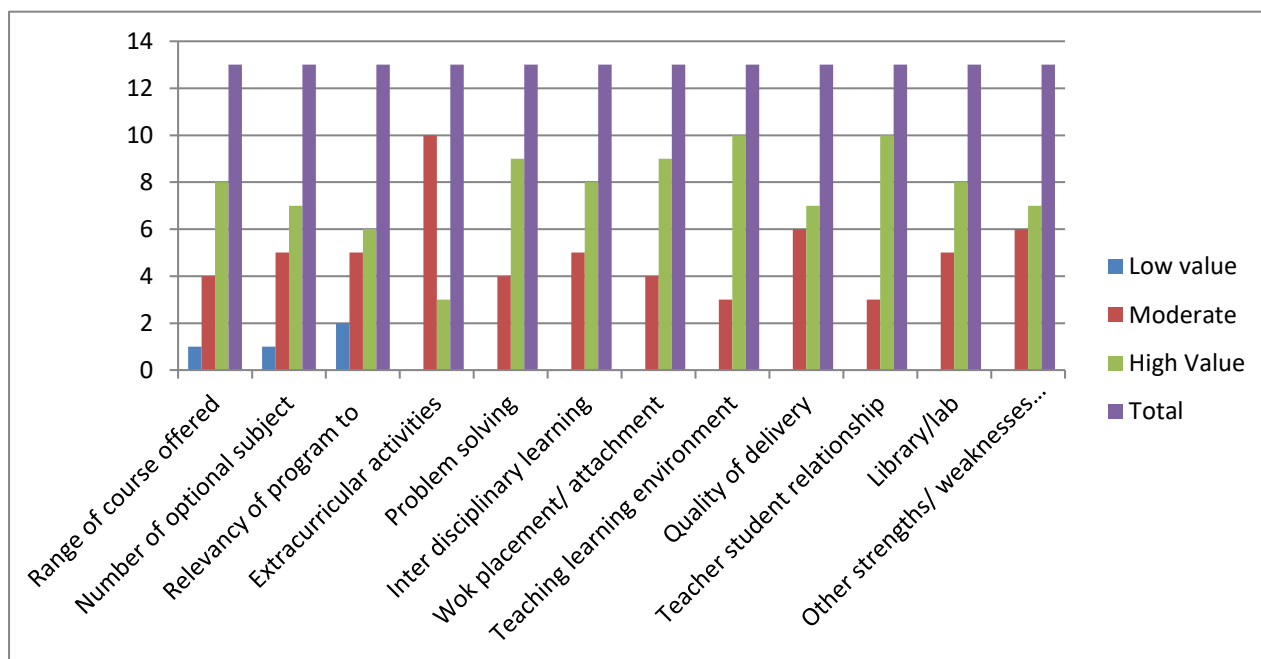
.

## 2.7 Issues Related to Quality and Relevance of Higher Education

This trace study has given us an opportunity to evaluate our institution and its programs. Graduates were asked about the strengths and weakness of the instructional program that they attended. The rating values were ranged 0 to 5 on given particulars. The following summary table shows the strengths and weakness of campus evaluated by the graduates and contribution of educational programs in their personal development.

S. N	Particulars	Low value	Moderate	High Value	Total
1.	Range of course offered	1	4	8	13
2.	Number of optional subject	1	5	7	13
3.	Relevancy of program to professional requirements	2	5	6	13
4.	Extracurricular activities	-	10	3	13
5.	Problem solving	-	4	9	13
6.	Inter disciplinary learning	-	5	8	13
7.	Wok placement/ attachment	-	4	9	13
8.	Teaching learning environment	-	3	10	13
9.	Quality of delivery	-	6	7	13
10.	Teacher student relationship	-	3	10	13
11.	Library/lab	-	5	8	13
12.	Other strengths/ weaknesses (please specify)	-	6	7	13

The table can be represented in the form of diagram.



## **2.8 Refectory (Canteen)**

The campus canteen is spacious enough with hygienic environment to serve quality snacks and food for students and staff members as per season.

### **Details:**

Length: 24 ft.

Breadth: 12 ft.

Veranda: 12 ft.

### **Furniture:**

Table: 3

Chair: 4

Desk: 3

Bench: 3

### **Water facility:**

24 hours running water facility. 2 Aqua filter for pure drinking water for required number of students.

### **Urinal:**

The campus has significant numbers of toilets separate for both gents and ladies, for students as well as staff members.

### **Toilets (Gents):**

No. of toilets: 2

Area in square feet: 22038

Length: 19 feet

Breadth: 9 feet

### **Toilets (Ladies):**

No. of toilets: 2

Area in square feet: 23810

Length: 19 feet

Breadth: 9 feet

## CHAPTER: THREE

### 3. Major Findings

The major findings of the Tracer Study Report of Birendra Bidhya Mandir Campus are as follows:

- The total numbers of graduates were 13. With 8 male and 5 female. 7 belonged to Tharu Community and 6 Brahmin - Chhetry.
- The unemployed percentage is 77.
- The self employed percentage is 23.
- Job market is too limited for the Bachelor level graduates.
- In private sector, Master Degree holders are preferred.
- The course offered at University/College provides little skill and experiences for the job.
- The graduates are not satisfied with the kind of course offered. They demand career based courses.
- From the finding of the study it is clear that higher education offers more opportunities in a wide range of fields.
- The graduates are applying their professional knowledge and skills as well as adding qualities like self confidence, leadership, willingness to learn etc.
- Majority of the respondents are satisfied with the delivery of the services by the college.
- The study has shown that the new graduates are working in the field of teaching, Public services, banks, co-operatives, health sector as well as various fields.
- Regarding the relevancy of the programmes to the graduates professional requirements, 46.15% of the management graduates regarded it a highly relevant programmes offered by Birendra Bidhya Mandir Campus.
- It is found that the sanitary facilities are in better condition in the campus.
- The campus canteen is hygienic and serves better food to the students.
- Sufficient, modern toilets for students and teachers.
- Good facilities of sports like football ground, Volleyball courts, Badminton courts, Table Tanis etc.
- There are required text books in the Library but shortage of reference books.

### **3.1. Implications to institutional Reforms.**

To make learning a life - long process, higher educational institutions need to build up as an ideal place with inspiring values worth remembering for graduates for whole life. How can the institutions achieve this? Graduates' responses and feedbacks can inspire a way. Birendra Bidhya Mandir Campus must make strategies and policies to make its programs highly relevant to practical life.

Birendra Bidhya Mandir Campus needs to establish good relationship with private and public sector organizations for job opportunities of its graduates. The campus requires to give guidance and counseling to its graduates for the preparation of government jobs and international jobs.

This trace study is very helpful in bringing institutional reforms to make teaching and learning more effective and enjoyable. We can also evaluate the relevancy of the campus programs and make them up to date with new information, technology and methodology.

Modern age is the age of competition. So campus programs must be prepared enough to provide quality education to its graduates and graduates must be capable enough to face the challenges in the market. Learners must be equipped with communication skills, team work, decision making skills. Our graduates must be confident to tackle all the problems successfully.

The campus should provide proper IT skills and research skills to its graduates. The extracurricular activities also should encourage its students to be smart.

Birendra Vidhya Mandir Campus also can make relationship with different organizations to recruit its graduates. It also can join hands with private sector. We can focus on quality, attribute, subjects and programs to empower our graduates.

Our Campus also should encourage its graduates to set goals in their life and to work hard to pursue the goal. Our campus needs to introduce technical and vocational education that has high value in employment.

Our campus is planning to enhance research culture among the graduates. All the faculties are encouraged to conduct this. Faculty members and graduates are also encouraged for research activities.

After the study, we have come to a conclusion that there are certain problems regarding the programs students study and the type of job they pursue. For instance, after completing Bachelor level in Management, the graduates are ready to take the job of teaching. There is a strong need of counseling and effective guidance. It is also felt that post graduate level programs should be run by the campus so that all the Bachelor level graduates can complete their Master Degree from here.

### 4. Conclusion and Recommendation

#### 4.1 Conclusion

From the above findings, a number of conclusions can be drawn about the employment opportunities from our graduates currently in the field and relevancy of the college programs, teaching learning environment, quality of delivery, teacher student relationship, extracurricular activities, library/lab facilities etc. Following are the major conclusions which respond to the research objectives that were set out for this study.

- This study report is the fourth effort to find out about the employability of the graduates. It has provided both feedback and review on employability and college programs.
- Majority of the graduates seemed to be unemployed.
- From the study, it is learnt that mostly graduates are unemployed. Only few are engaged in self work.
- The graduates from the Faculty of Management have more chances of getting employed than the graduates of other faculties.
- The analysis shows that there is demand of Master's Degree holder graduates in the market.
- The study shows that majority of Janajati People are coming forward to study.
- The programs offered by the institution do not address the current needs of the market.
- The graduates have the expectation that college should help them to find jobs and start market oriented programs.

#### 4.2 Recommendations

The Tracer Study Team conducted the Tracer study of graduates of 2018 of Birendra Bidhya Mandir Campus. This study was conducted within a short period of time. Being the fourth of its kind for Birendra Bidhya Mandir Campus, it has provided both feedback and review on employability, job satisfaction of graduates and the effectiveness of college programs. The Tracer Study Report Suggests the following Recommendations to the institution:



- The Campus should make the task of Tracer study as an integral part.
- The strategic plan of Birendra Bidhya Mandir Campus should incorporate the suggestions made on Tracer Study Report.
- The college should promote wide range professional courses, field based learning, counseling etc to improve the institution.
- The backward community students should be given more priority.
- Birendra Bidhya Mandir Campus should digitalize its records.
- Birendra Bidhya Mandir Campus should introduce E-library facilities.
- The institute should intensify the relationship between parent-teacher and teacher-students.
- Academic journal or Bulletin must be published by the institution.
- It must expand its academic programs especially Master Degree in management.
- Team Work is must for the betterment and improvement for institutions.

-----

# ANNEX-1: GRADUATE VERIFICATION DOCUMENTS

## NUMBER OF STUDENTS GRADUATE IN THE YEAR 2018

S.N.	Programs	Total Graduates	Female Graduates	Educationally Disadvantaged Graduates	
				Educationally Disadvantaged Janajatis	Dalits
Bachelors	B.Ed.	3	1	2	0
	B.B.S.	10	4	5	0
Bachelors Total		13	5	7	0

**GRADUATES' LIST FOR BACHELOR LEVEL/GRADUATES IN THE YEAR 2018 AD****ANNEX I: GRADUATE VERIFICATION DOCUMENT****Campus Name: Birendra Bidhya Mandir Campus****Address: Tikapur, Kailali**

Status: E=Employed, U=Unemployed, J=Janjati, D=Dalit,

S. N	Name of Graduate	Level	Faculty/Program	TU Registration No.	Type			
					M	F	EDJ	D
1.	Rajesh Kumar Chaudhary	Bachelor	Education	9-2-578-58-2014	√		√	
2.	Jay Raj Upadhya	Bachelor	Education	9-2-578-15-2010	√			
3.	Janaki Chaudhary	Bachelor	Education	9-2-578-21-2012		√	√	
4.	Prakash Chaudhary	Bachelor	Management	7-2-578-25-2014	√		√	
5.	Bimal Chaudhary	Bachelor	Management	7-2-578-8-2014	√		√	
6.	Ekendra Bist	Bachelor	Management	7-2-578-14-2014	√			
7.	Karan Kumar Chaudhary	Bachelor	Management	7-2-578-14-2013	√		√	
8.	Mamata Khadka	Bachelor	Management	7-2-578-16-2013		√		
9.	Pankaj Dhungana	Bachelor	Management	7-2-578-24-2014		√		
10	Puja Aryal	Bachelor	Management	7-2-578-8-2011		√		
11	Ram Prasad Chaudhary	Bachelor	Management	7-2-578-3-2010	√		√	
12	Satya Timilsena	Bachelor	Management	7-2-578-29-2014		√		
13	Shyam Sundar Chaudhary	Bachelor	Management	7-2-578-73-2012	√		√	

**Graduates summary**

Total Graduates - 13

Employed - 0

Unemployed - 10

Self employed – 3

Male - 8

Female - 5

**GRADUATES' LIST FOR BACHELOR LEVEL/GRADUATES IN THE YEAR 2018 AD****ANNEX I: GRADUATE VERIFICATION DOCUMENT****Campus Name: Birendra Bidhya Mandir Campus****Address: Tikapur, Kailali**

Status: E=Employed, U=Unemployed, J=Janjati, D=Dalit,

S. N	Name of Graduate	Level	Faculty/Program	TU Registration No.	Type			
					M	F	EDJ	D
1.	Rajesh Kumar Chaudhary	Bachelor	Education	9-2-578-58-2014	√		√	
2.	Jay Raj Upadhya	Bachelor	Education	9-2-578-15-2010	√			
3.	Janaki Chaudhary	Bachelor	Education	9-2-578-21-2012		√	√	
4.	Prakash Chaudhary	Bachelor	Management	7-2-578-25-2014	√		√	
5.	Bimal Chaudhary	Bachelor	Management	7-2-578-8-2014	√		√	
6.	Ekendra Bist	Bachelor	Management	7-2-578-14-2014	√			
7.	Karan Kumar Chaudhary	Bachelor	Management	7-2-578-14-2013	√		√	
8.	Mamata Khadka	Bachelor	Management	7-2-578-16-2013		√		
9.	Pankaj Dhungana	Bachelor	Management	7-2-578-24-2014		√		
10	Puja Aryal	Bachelor	Management	7-2-578-8-2011		√		
11	Ram Prasad Chaudhary	Bachelor	Management	7-2-578-3-2010	√		√	
12	Satya Timilsena	Bachelor	Management	7-2-578-29-2014		√		
13	Shyam Sundar Chaudhary	Bachelor	Management	7-2-578-73-2012	√		√	

**Graduates summary**

Total Graduates - 13

Employed - 0

Unemployed - 10

Self employed – 3

Male - 8

Female - 5