


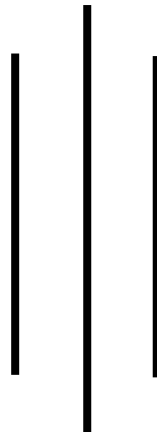
# **Tracer Study Report (2022)**

Birendra Bidhya Mandir Campus  
Tikapur, Kailali



**Submitted to:**

University Grants Commission  
Sanothimi, Bhaktapur



**Submitted by:**

Birendra Bidhya Mandir Campus  
Tikapur, Kailali  
19 May, 2024

Date: 19 May, 2024

The Chairman

University Grants Commission

Sanothimi, Bhaktapur

Subject: Regarding the Submission of Final Tracer Study Report-2022

Dear Sir

As per the University Grants Commission's public announcement for the preparation and submission of Tracer Study Report by the Institution selected under NEHEP for Extended Performance Based Funding; we would like to submit Detailed Tracer Study Report (2022-Graduates) of Birendra Bidhya Mandir Campus, Tikapur, Kailali. We look forward for positive response from you soon.

Thanking You,

.....  
Harka Bahadur Bhandari  
Campus Chief

## **Acknowledgement**

*Birendra Bidhya Mandir Campus would express deep gratitude to University Grants Commission, Nepal for its continuing support that enables us to have this Tracer Study Report -2022. We are also thankful to the graduates of 2022 of BMC who provided us all the required information for the completion of this Tracer Study Report. Our thanks also go to the campus administration, faculty members and non-teaching staff for their kind co-operation and valuable suggestion for the completion of the task.*

## **Executive Summary**

This Tracer Study Report has been prepared to trace out the graduates of Birendra Bidhya Mandir Campus, Tikapur, Kailali. The selected students were the graduates of 2022 from the Faculties of Management and Education. The report has been divided into four chapters. The first chapter is introductory. The second one presents and analyses the data. The third chapter provides the major findings of the report and the fourth chapter draws the conclusion and suggests some recommendations. The aim of writing this report was to find out the issues related to the quality and relevance of higher education. The study was also aimed to use the report for the formulation and amendments of its strategic plan as per the needs and expectation of market and the society. In order to get the needed information, both quantitative and qualitative methods were employed for data collection purpose and a questionnaire for interviewing was piloted to make sure that the correct information could be collected. The notice for tracer study was shared using the social media/ face book. Those who couldn't come in contact were contacted through telephone and email. Required information was collected; individual forms were filled up through face to face interview, telephonic conversation and via mails. All the selected information were compiled, analyzed and evaluated and the final report was prepared.

## LIST OF TABLES

<b>Table No.</b>	<b>Topic</b>	<b>Page No.</b>
1	Total graduates of the year -2022	5
2	The caste wise composition of Tracer Study Report	5
3	Employment status of the graduates	6
4	Analytical table of response in respect of institutional provision	9

## **LIST OF FIGURES**

- Figure 1: Gender wise composition of graduates
- Figure 2: Employment status of graduates
- Figure 3: Faculty wise employment status
- Figure 4: Caste wise composition of graduates in management
- Figure 5: Employment status of graduates in management
- Figure 6: Caste wise composition of graduates in education
- Figure 7: Employment status of graduates in education
- Figure 8: Scaled value of response on different issues of relevancy of the program

## **ABBREVIATIONS**

BMC	: Birendra Bidhya Mandir Campus
E	: Employed
NEHEP	: Nurturing Excellence in Higher Education Program
U	: Unemployed
TU	: Tribhuvan University
UGC	: University Grants Commission

## **Table of Contents**

ACKNOWLEDGEMENT	I
SUBMISSION LETTER	II
EXECUTIVE SUMMARY	III
LIST OF TABLES	IV
LIST OF FIGURES	V
ABBREVIATIONS	VI
TABLE OF CONTENTS	VII
<b>CHAPTER ONE: INTRODUCTION</b>	<b>1-4</b>
1.1 Background	1-2
1.2 Objectives of the study	2
1.3 Institutional Arrangements to Conduct the Study	3
1.4 Graduate Batch Taken for the Study	3
1.5 Data Collection- Instruments and Approach	3
1.6 Scope of the Study	3
1.7 Limitations of the Study	4
<b>CHAPERT TWO: DATA PRESENTATION AND ANALYSIS</b>	<b>5-12</b>
2. Data Presentation and Analysis	5
2.1 The Profile of the Graduates	5
2.2 Employment Status of the Graduates	5-6
2.3 Faculty Wise Analysis of Employment Status	7
2.3.1 Faculty of Management	7-8
2.3.2 Faculty of Education	8-9
2.4 Expectations and Aspirations of Graduates	9
2.5 Employment Experiences of Graduates	9
2.6 The Quality and Relevancy of Higher Education	10
2.7 Issues Related to Quality and Relevance of Higher Education	10
2.8 Refectory (Canteen)	11



<b>CHAPER THREE: MAJOR FINDINGS</b>	<b>12-13</b>
3. Major Findings	12
3.1 Implication to Institutional Reforms	12-13
<b>CHAPER FOUR: CONCLUSION AND RECOMMENDATION</b>	<b>14-15</b>
4.1 Conclusion	14
4.2 Recommendations	14
<b>APPENDIX</b>	<b>15-</b>
Annex: 1 Tracer Study Profile of Graduates of Management	
Annex: 2 Tracer Study Profile of Graduates of Education	
Annex: 3 Transcripts of Graduates	
Annex: 4 Job Appointment Letters	

### 1. Introduction

#### 1.1 Background

Birendra Baidhya Mandir is an emerging community campus, established in 2063 BS, with the collaborative efforts of local people comprising academically aware intellectuals, businessmen/women, social workers and guardians. This autonomous, non-profitable academic institution is situated at the heart of Tikapur Municipality, Ward number 1, Block D, Kailali; Far Western Province of Nepal. It is affiliated to Tribhuvan University and at present offers Bachelor and Post graduate programs in Management and Education. Since its inception, it has been imparting quality education in an affordable fee to the most marginalized and backward community of the country in the far-west Nepal, to bring positive societal change and development through academic excellence. It is managed by Birendra Bidhya Mandir Public Educational Ttrust.

The campus' history goes back to 2031 BS along with the establishment of Tikapur town by Late Khadga Bahadur Singh, the pioneer of academic sensibility of the contemporary Tikapur. Began in 2031 BS, as the only community school in the far-west, Birendra Bidhya Mandir reached to campus level in 2063 BS and has now up to post-graduate programs to serve the society. Started with meager 99 students in one building having 12 rooms, has now over 1734 students with six buildings having 56 rooms in One Bigha 18 Katha (12950 Square meters) campus premises. The campus is also in the process of registering other 12 Bighas land in its name from its mother organization, Birendra Bidhya Mandir Secondary School, Tikapur for the fulfillment of its land scarcity.

In the last 17 years, BMC has set some landmarks in educational history of Tikapur. The campus is Accredited by University Grants Commission from the Board Meeting of UGC held on 7 July, 2023. It offers Bachelor and Masters programs in education and management faculties. The graduates of this campus are employed in different sectors, offices, organizations, schools, colleges, banks and so on. More than 1734 students have been enrolled in this campus comprising different race, gender, class, culture and territory. Some of the students have made the campus feel proud by their remarkable achievements in the banking and other sectors.

BMC is an autonomous community campus managed by a management committee as an apex body whose chairperson and members are selected from the members of the Campus Assembly. Campus Management Committee is responsible to formulate and implement policies and programs in the interest of the campus and the society. The campus has its constitution and comprehensive guidelines that state, define and regulate different provisions, rules and regulations in a systematic and practical way to achieve campus' primed goal and objectives of catering all-inclusive and up- to - date quality education.

BMC with its detailed and comprehensive master plan indicating the existing buildings and projected expansion via its 5 years strategic plan (2022-2026) with clear academic and institutionalized administrative structure, transparent policies of selection and promotion of its teaching and non-teaching staff, equity establishment, provision of gratuity (Upadan), medical allowances and study leave, establishment of Akshya Kosh of Rupees 2 crore and above all clearly stated vision, mission, goals and objectives. BMC is strongly building up itself as a leading higher education institution in the Far-Western, Nepal.

The campus has been conducting its **Seventh Tracer Study Report** of the graduates representing 2022; following the suggestions and inspirations of UGC. The aim of this study is to help the institution finding out the where about of its graduates and to identify the effectiveness of the programs offered to them as well as to gather feedback for further improvement. It also aims to find out the outcomes and employability of graduates of 2022.

## **1.2 Objectives of the Study**

The objectives of the study are to have a better understanding of the employment status and to find out the expectations and inspirations of the graduates. The study is trying to meet the following objectives:

- Investigate employment status of the graduates of 2022.
- Find out the kinds of programs the graduates are pursuing afterwards.
- Identify the difficulties faced by graduates for the placement in the market after the completion of the program.
- Relate the experiences and views of graduates as they evaluate BMC teaching and learning materials, institutional facilities and curriculum, in order to plan for future improvement.

### **1.3 Institutional Arrangements to Conduct Study**

With the campus' selection for the Nurturing Excellence in Higher Education Program (NEHEP)-Extended Performance Based Funding by UGC, it has been conducting various assigned tasks - preparation of Graduates Tracer Study Report is one of them. BMC has also formed a subcommittee called Tracer Study Team with job specifications for the effective execution of the Tracer Study Report.

### **1.4 Graduate Batch Taken for the Study**

The Graduates taken for the study is of 2022 Batch which includes the graduates from the faculties of Management and Education. The total number of the traced out graduates are 25. Rest of the graduates are out of reach since they did not possess their transcript from the office of the controller of examination, TU.

### **1.5 Data Collection Instruments and Approach**

The study has focused on the quality of higher education service provided to the students and the condition under which the graduates have been employed and its role in job-seeking, and how their areas of work are related to the programs offered by the campus. In addition, the study is expected to help identify which programs are still relevant to current market demands and the findings of the study are to analyze the strengths and weaknesses of the campus programs, and the relationships between education/ training and labor market needs. Hence, the methodology for this study is driven by the above issues and it is supposed to promote better understanding of the graduates' employability.

In order to get the needed information, both quantitative and qualitative methods were employed for data collection and a questionnaire for interviewing was piloted to make sure the right information could be collected. The Tracer Study Subcommittee collected the graduate list of 2022. The notice for tracer study was shared using the social media/ Face Book. Those who couldn't come in contact were contacted through telephone and email. Required information were collected; individual forms were filled up through face to face interview, telephonic conversation and via mails. All the collected information were compiled, analyzed and evaluated and the final report was prepared.

### **1.6 Scope of the Study**

There were in total 25 graduates were traced out by the campus in the year 2022 from management and education Faculty. Among them 22 graduates were from management and three were from education faculty. Some of the graduates were beyond of our reach due to the time limitation and not getting the academic transcript by the students as needed.

## **1.7 Limitations of the Study**

This study has the following limitations

- This tracer study was conducted to the graduates of 2022 of BMC only.
- The study was conducted within a short period of time and limited budget.
- Besides face to face interview, social media email and telephone contact/conversation was the key tools of data collection.
- The study is confined to the graduates of bachelor level only since masters' program cycle is not completed yet.
- Some of the graduates are not traced due to the different hurdles.

## CHAPTER: TWO

### 2. Data Presentation and Analysis

For this Tracer Study, BMC has taken the Graduates of 2022. It is carried upon the graduates of Birendra Bidhya Mandir Campus from the faculty of Management and Education. The total number of graduates traced out were 25.

#### 2.1. The profile of the graduates

There were in total 25 graduates traced out in the year 2022 consisting Management and Education Faculties of Birendra Bidhya Mandir Campus. The numbers of graduates from Faculty of Education were three only; out of them two were male and one female. There were 22 graduates from Faculty of Management. Out of them 11 were male and 11 female graduates. Out of total graduates of 25; 3 belonged to Janajatis (Tharu) and one from Dalit and rest of 21 were from Brahmin and Chhetri Community.

**Table 1: Total graduates of the year 2022**

S.N.	Programs	Total Graduates	Female Graduates	Male Graduates	Educationally Disadvantaged Graduates	
					Educationally Disadvantaged Janajati	Dalit
<b>Bachelors</b>	B.Ed.	3	1	2	1	1
	B.B.S.	22	11	11	2	-
<b>Bachelors Total</b>		<b>25</b>	<b>12</b>	<b>13</b>	<b>3</b>	<b>1</b>

*Source: Campus administration (BMC)*

**Table 2: The caste wise composition of tracer study completed**

Graduates 2022		Caste				Total
		Brahman/Chhetri	Janajati	Dalit	Madhesi	
Program Completed	B.ED	1	1	1	-	3
	BBS	20	2	-	-	22
<b>Total</b>		<b>21</b>	<b>3</b>	<b>1</b>	<b>-</b>	<b>25</b>

#### 2.2 Employment Status of the Graduates

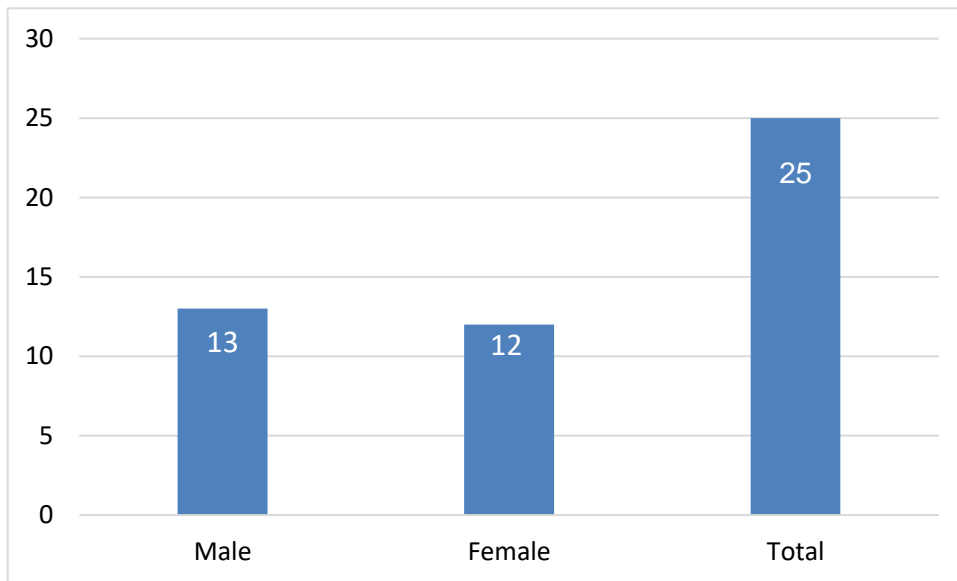
Of the total traced out population of 25 graduates comprising 13 male and 12 female. The percentage of Tharu graduate is 12, Dalit is 4 and rest 86 is of Brahman and Chhetri Community. The total number of employed graduate is 9 i.e. 36 percent of total traced out graduates.

**Table 3: Employment Status of the graduates**

Faculty	Total Number of Graduates Approached	Male	Female	EDJ	Dalit	Employed	Unemployed	Self Employed	Service in an
Education	3	2	1	1	1	3	-	-	3
Management	22	11	11	2	-	6	16	-	6
<b>Grand Total</b>	<b>25</b>	<b>13</b>	<b>12</b>	<b>3</b>	<b>-</b>	<b>9</b>	<b>16</b>	<b>-</b>	<b>9</b>

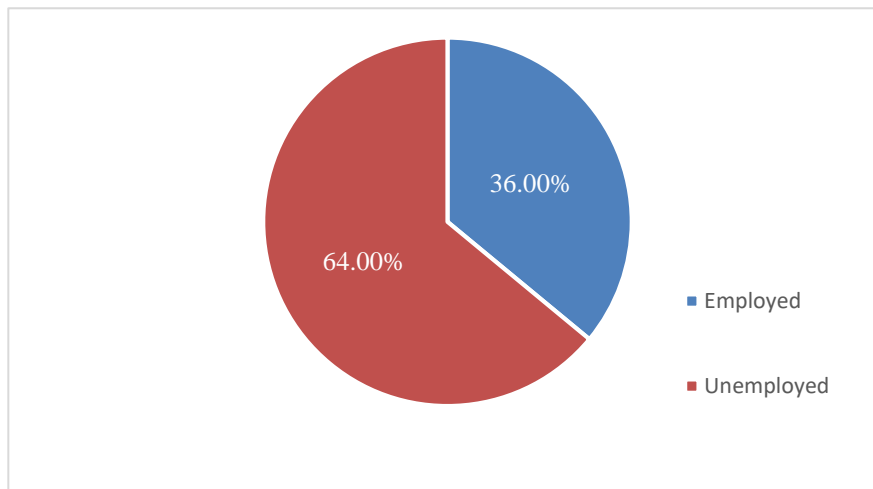
Source: Tracer Study Survey 2022

**Figure 1: Gender wise composition of graduates**



Source: Tracer Study Survey 2022

**Figure 2: Employment status of Graduates**

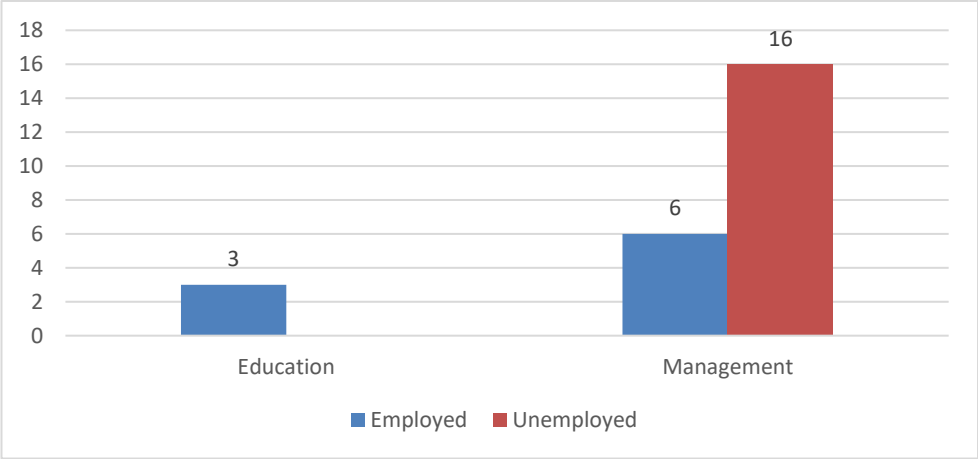


Source: Tracer Study Survey 2022

### 2.3 Faculty wise Analysis of Employment Status

There is the higher frequency of employed and unemployed students in faculty of management than faculty of education. Out of total 25 population size of graduates; 22 represents from faculty of management and 3 from faculty of education. Out of them 6 graduates are employed from management stream rest of the 16 graduates are unemployed. Similarly, out of three graduates from education faculty all are employed.

**Figure 3: Faculty wise employment status**

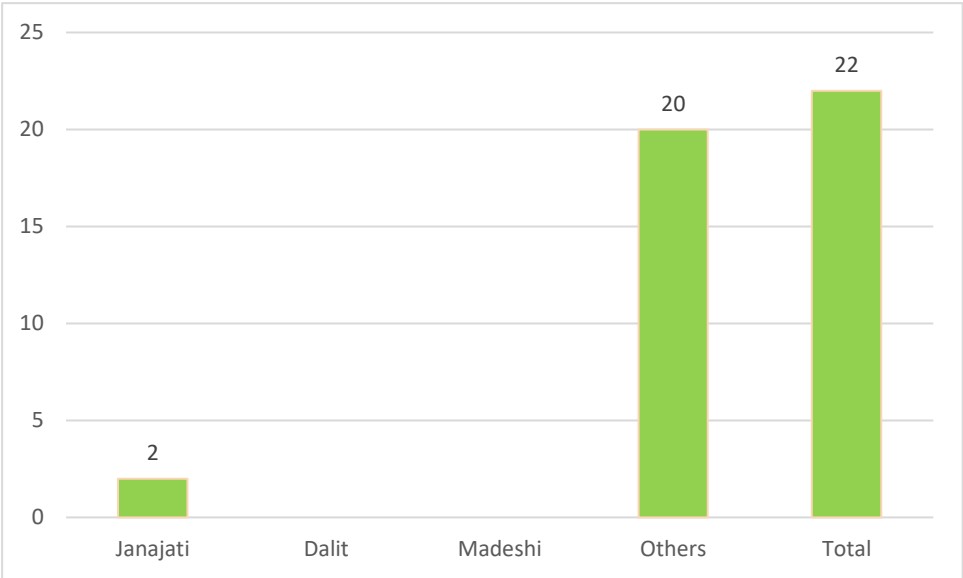


Source: Tracer Study Survey 2022

#### 2.3.1 Faculty of Management

Of the total traced out population of 25 graduates, 22 were from faculty of management. There were no Dalit, 2 Janajatis and 20 were from Brahmin and Chhetri. Out of them 6 graduates are employed and 16 unemployed. The percentage of employed graduate is 27.27 and rest of the 72.73 percentage is unemployed.

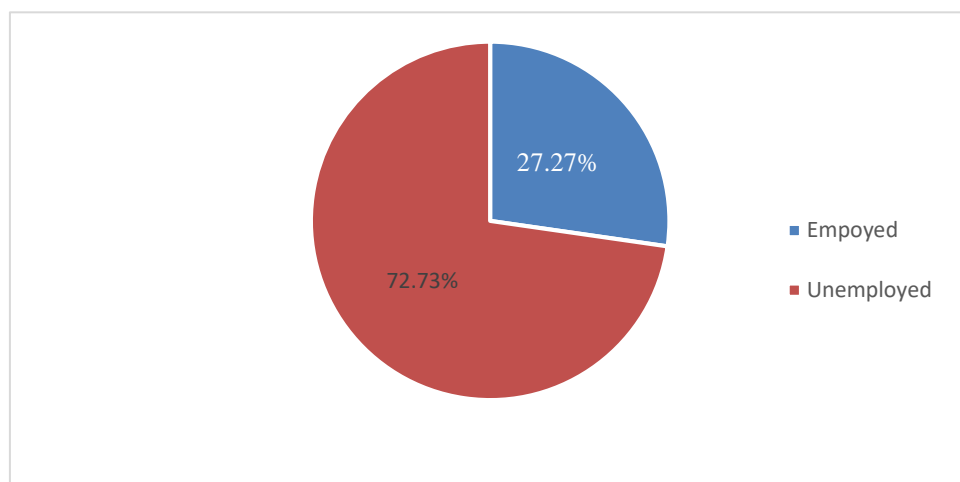
**Figure 4: Caste wise composition of graduates in Management**



Source: Tracer Study Survey 2022



**Figure 5: Employment Status of Graduates of Management**

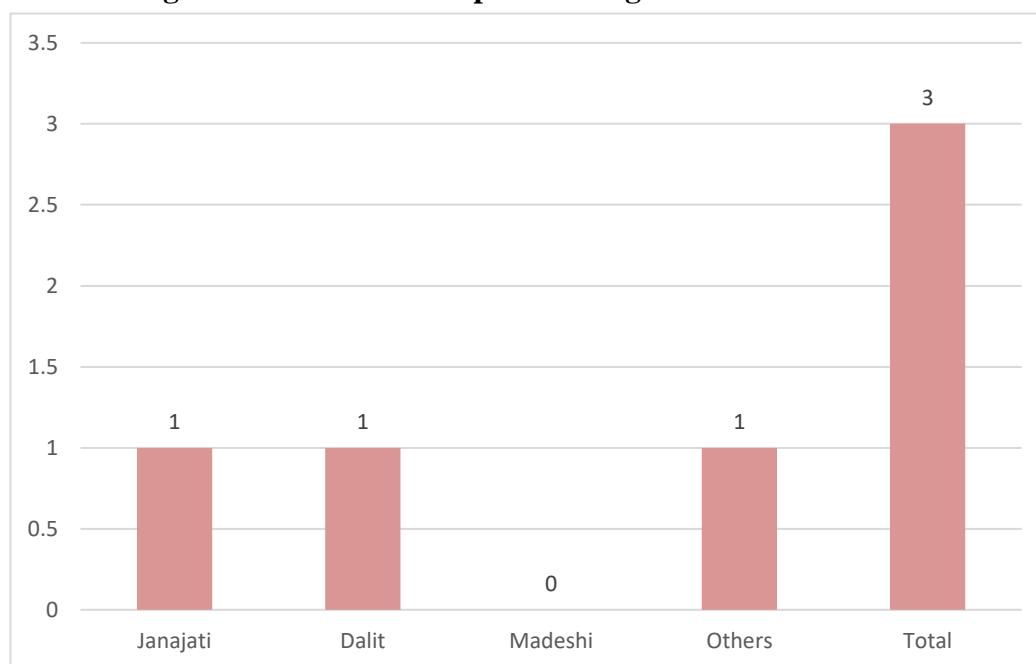


*Source: Tracer Study Survey 2022*

### **2.3.2 Faculty of Education**

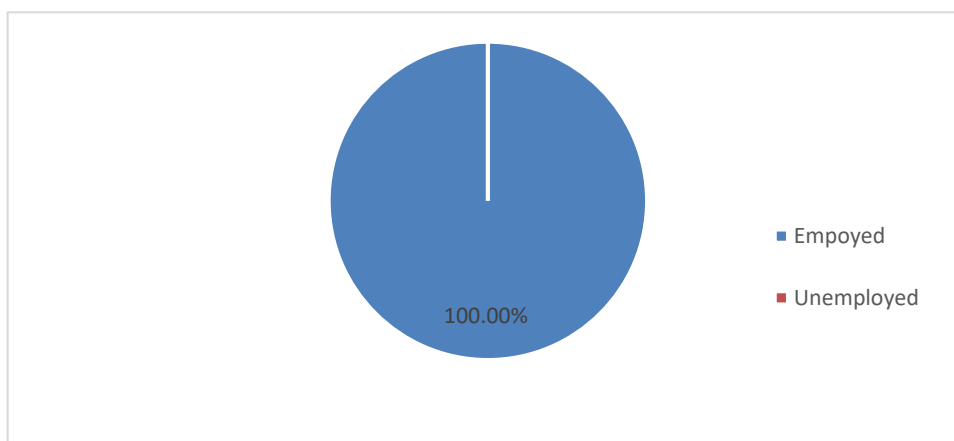
Of the targeted population of 25 graduates, 3 were from faculty of management. There were 1 Dalit, 1 Janajatis and 1 from Chhetri. Out of 3 graduates, 3 are employed i.e. percentage of employed graduates is 100.

**Figure 6: Caste wise composition of graduates in Education**



*Source: Tracer Study Survey 2022*

**Figure 7: Employment Status of Graduates of Education**



*Source: Tracer Study Survey 2022*

## **2.4. Expectations and Aspirations of Graduates**

One of the objectives of this study was to find out the views of graduates regarding their study experiences at Birendra Bidhya Mandir Campus and about their employment status at present. It also tries to find out the graduates' expectation and aspirations towards the institution. The major emphasis of the graduates were on the following points:

- Learning should meet to their needs and requirements,
- There should be fix quota system for the enrollment,
- Teacher should be accountable towards the students,
- There should be connection between academic and industrial requirements,
- The campus must introduce short term professional courses,
- Focus should be given to skill based education,
- Technical and practical education should be introduced.

## **2.5. Employment Experience of Graduates**

Gathered from the interview and data analysis, the total percentage of Employed graduates was 36 percent and unemployed was 64 percent.

To the question about the support of academic programs on their career and work experience, the majority of the respondents had following responses:

- The academic course content supports work at job but it doesn't provide any practical experience,
- Job market is too limited to accommodate large number of graduates,
- They complained that they have not got job opportunity yet,
- Most of the respondents have been expecting to get good job and high pay,
- At present, the respondents are more concerned with learning than satisfaction.

## **2.6. The Quality and Relevancy of Higher Education**

One of the major objectives of the tracer study was to find out the quality and relevancy of the higher education in terms of the courses offered, problem solving, work placement, linked between programs and professional requirement etc.

The respondents presented their views regarding the issues mentioned above along with the strengths and weaknesses of the institution.

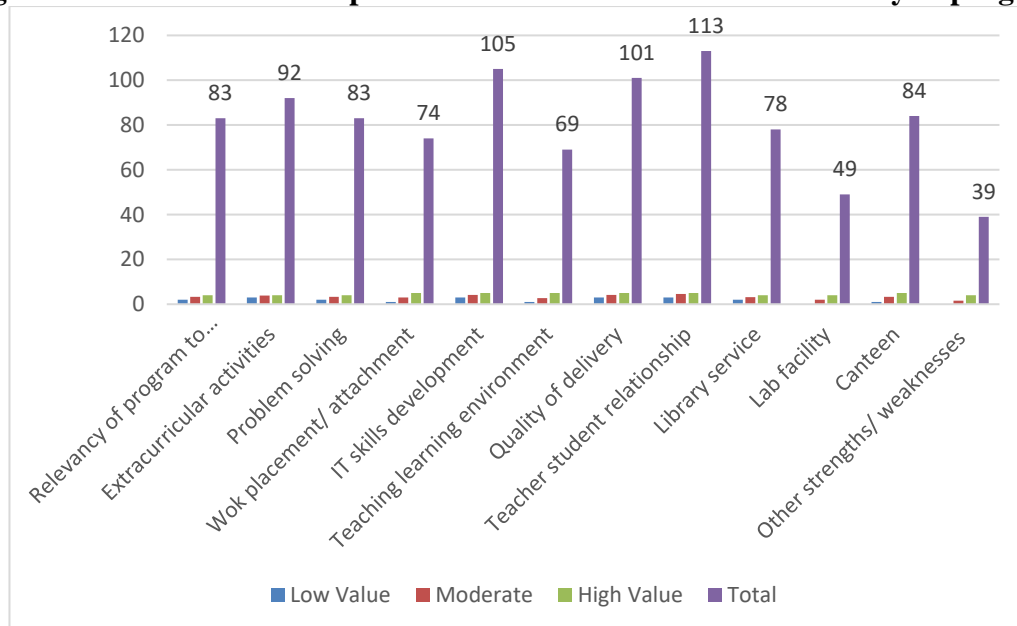
## 2.7. Issues Related to Quality and Relevancy of Higher Education

This trace study has given us an opportunity to evaluate our institution and its programs. Graduates were asked about the strengths and weaknesses of the instructional programs that they attended. The rating values were ranged 0 to 5 on given particulars. The following summary table shows the strengths and weaknesses of the campus evaluated by the graduates and contribution of educational programs in their personal development. There were 25 respondents who have graduated in the year 2022 from this campus.

**Table 4: Analytical table of response in respect of institutional provision.**

S. N.	Particulars	Low Value	Moderate	High Value	Total
1	Relevancy of program to professional requirements	2	3.32	4	83
2	Extracurricular activities	3	3.83	4	92
3	Problem solving	2	3.32	4	83
4	Wok placement/ attachment	1	2.96	5	74
5	IT skills development	3	4.20	5	105
6	Teaching learning environment	1	2.76	5	69
7	Quality of delivery	3	4.21	5	101
8	Teacher student relationship	3	4.52	5	113
9	Library service	2	3.12	4	78
10	Lab facility	0	1.96	4	49
11	Canteen	1	3.36	5	84
12	Other strengths/ weaknesses (please specify)	0	1.56	4	39

**Figure 8: Scaled value of response on different issues of the relevancy of program**



## **2.8. Refectory (Canteen)**

The campus canteen is spacious enough with hygienic environment to serve quality snacks and food for students and staff members as per season.

### **Details:**

Length: 24 ft.  
Breadth: 12 ft.  
Veranda: 32 ft.

### **Furniture:**

Table: 6  
Chair: 10  
Desk: 6  
Bench: 6

### **Water facility:**

24 hours running water facility. 9 Aqua filters for pure (hot and cold) drinking water for required number of students.

### **Urinal:**

The campus has significant numbers of toilets separate for both gents and ladies, for students as well as staff members.

### **Toilets (Gents):**

No. of toilets: 3  
Area in square feet: 32038  
Length: 19 feet  
Breadth: 9 feet

### **Toilets (Ladies):**

No. of toilets: 3  
Area in square feet: 33810  
Length: 19 feet  
Breadth: 9 feet

### **Toilets (Staff) :**

No. of toilets: 1  
Length: 15 feet  
Breadth: 6 feet

## CHAPTER: THREE

### 3. Major Findings

The major findings of the Tracer Study Report of Birendra Bidhya Mandir Campus are as follows:

- The total numbers of graduates were 25 with 13 male and 12 female. Among them 3 belonged to Janajatis ie. Tharu Community, One belonged to Dalit, none belonged to Madhesi and 21 Brahman and Chhetri.
- The Employed percentage is 36.
- The Unemployed percentage is 64.
- Job market is too limited for the Bachelor level graduates.
- In private sector, Master Degree holders are preferred.
- The course offered at University/College provides little skill and experiences for the job.
- The graduates are not satisfied with the kind of course offered. They demand career based courses.
- From the finding of the study it is clear that higher education offers more opportunities in a wide range of fields.
- The graduates are applying their professional knowledge and skills as well as adding qualities like self-confidence, leadership, willingness to learn etc.
- Majority of the respondents are satisfied with the delivery of the services by the college.
- The study has shown that the new graduates are working in the field of teaching, Public services, banks, co-operatives, health sector as well as various fields.
- Regarding the relevancy of the programs to the graduates' professional requirements, most of the management graduates regarded it a highly relevant programs offered by Birendra Bidhya Mandir Campus.
- It is found that the sanitary facilities are in better condition in the campus.
- The campus canteen is hygienic and serves better food to the students.
- Sufficient, modern toilets for students and teachers.
- Good facilities of sports like football ground, Volleyball courts, Badminton courts, Table Tennis etc.
- There are required text books in the Library but shortage of reference books.
- Well management of pure drinking water facilities.

#### 3.1. Implications to institutional Reform.

To make learning a life - long process, higher educational institutions need to build up as an ideal place with inspiring values worth remembering for graduates for whole life. How can the institutions achieve this? Graduates' responses and feedback can inspire the campus in a right track. Birendra Bidhya Mandir Campus must make strategies and policies to make its programs highly relevant to practical life.

Birendra Bidhya Mandir Campus needs to establish good relationship with private and public sector organizations for job opportunities of its graduates. The campus requires to give guidance and counseling to its graduates for the preparation of government jobs and international jobs.

This trace study is very helpful in bringing institutional reforms to make teaching and learning more effective and enjoyable. We can also evaluate the relevancy of the campus programs and make them up to date with new information, technology and methodology.

Modern age is the age of competition. So, campus programs must be prepared enough to provide quality education to its graduates and graduates must be capable enough to face the challenges in the market. Learners must be equipped with communication skills, team work, decision making skills. Our graduates must be confident to tackle all the problems successfully.

The campus should provide proper IT skills and research skills to its graduates. The extracurricular activities also should encourage its students to be smart.

Birendra Vidhya Mandir Campus also can make relationship with different organizations to recruit its graduates. It also can join hands with private sector. We can focus on quality, attribute, subjects and programs to empower our graduates.

Our campus also should encourage its graduates to set goals in their life and to work hard to pursue the goal. Our campus needs to introduce technical and vocational education that has high value in employment.

Our campus is planning to enhance research culture among the graduates. All the faculties are encouraged to conduct this. Faculty members and graduates are also encouraged for research activities.

After the study, we have come to a conclusion that there are certain problems regarding the programs students study and the type of job they pursue. For instance, after completing Bachelor level in Management, the graduates are ready to take the job of teaching. There is a strong need of counseling and effective guidance.

## **CHAPTER: FOUR**

### **CONCLUSSION AND RECOMMENDATION**

#### **4.1. Conclusion**

From the above findings, a number of conclusions can be drawn about the employment opportunities from our graduates currently in the field and relevancy of the college programs, teaching learning environment, quality of delivery, teacher student relationship, extracurricular activities, library/lab facilities etc. Following are the major conclusions which respond to the research objectives that were set out for this study.

- This study report is the Sixth effort to find out about the employability of the graduates. It has provided both feedback and review on employability and campus programs.
- Majority of the graduates seemed to be unemployed.
- From the study, it is learnt that mostly graduates are unemployed.
- The graduates from the Faculty of Management have more chances of getting employed than the graduates of other faculties.
- The analysis shows that there is demand of Master's Degree holder graduates in the market.
- The study shows that majority of Janajatis are coming forward to study.
- The programs offered by the institution do not address the current needs of the market.
- The graduates have the expectation that campus should help them to find jobs and start market oriented programs.
- Most of the Management graduates are seen Master's Degree holders.
- There is lack of self-empolyed graduates.

#### **4.2 Recommendation**

The Tracer Study Team conducted the Tracer study of graduates of 2022 of Birendra Bidhya Mandir Campus. This study was conducted within a short period of time. Being the Seventh of its kind for Birendra Bidhya Mandir Campus, it has provided both feedback and review on employability, job satisfaction of graduates and the effectiveness of campus programs. The Tracer Study Report Suggests the following recommendations to the institution:

- The Campus should make the task of Tracer study as an integral part.
- The strategic plan of Birendra Bidhya Mandir Campus should incorporate the suggestions made on Tracer Study Report.
- The campus should promote wide range professional courses, field based learning, counseling etc. to improve the institution.
- The backward community students should be given more priority.
- Birendra Bidhya Mandir Campus should digitalize its records.
- Birendra Bidhya Mandir Campus should introduce E-library facilities.
- The institute should intensify the relationship between parent-teacher and teacher-students.
- It must expand its academic programs by introducing new marketable programs in Bachelor and Master Degree.
- Team Work is must for the betterment and improvement for institution.
- We have to participate the entrepreneurship programs of UGC to capitalize the concept of Learning by Earning.

ANNEX I: GRADUATE VERIFICATION PROFILES- 2022

**Campus Name:** Birendra Bidhya Mandir Campus

Address: Tikapur, Kailali

GRADUATE LIST OF: 2021 OR BSCHOLOR LEVEL/GRADUATE IN THE YEAR

Status: E=Employed, U=Unemployed, J=Janjati, D=Dalit,

S.N	Name of Graduate	Sex	Faculty/Program	Employment Status	Contact No.	Remarks
1	Gopi BK	Male	Education	Employed	9848596201	Dalit
2	Man Bahadur Dhimi	Male	Education	Employed	9848638703	Kshetri
3	Mira Chaudhary	Female	Education	Employed	9868764671	Janajati
4	Aisy Rawal	Female	Management	Employed	9742529766	Kshetri
5	Ashok Shahi	Male	Management	Employed	9848896101	Kshetri
6	Bhajan Saud	Female	Management	Unemployed	9742844974	Kshetri
7	Bibek Thapa	Male	Management	Unemployed	9865838792	Kshetri
8	Bikash Rawal	Male	Management	Employed	9866668487	Kshetri
9	Bimal Saud	Male	Management	Unemployed	9812636330	Kshetri
10	Chandra Budha	Male	Management	Employed	9869901818	Kshetri
11	Kalpna Rawal	Female	Management	Unemployed	9848842325	Kshetri
12	Kapil Thakulla	Male	Management	Unemployed	9868832029	Kshetri
13	Laxmi Chaudhary	Female	Management	Unemployed	9769934619	Janajati
14	Mahesh Raj Upadhyay	Male	Management	Employed	9842872857	Bhraman
15	Manisha Thapa	Female	Management	Unemployed	9848842080	Kshetri
16	Mohan Dhital	Male	Management	Unemployed	9869511431	Bhraman
17	Saraswati Kumari Jaishi	Female	Management	Unemployed	9867940925	Bhraman
18	Saraswati Sharma	Female	Management	Unemployed	9860766484	Bhraman
19	Shanti Kumari Bohara	Female	Management	Unemployed	9864624483	Kshetri
20	Shanti Rawal	Female	Management	Unemployed	9821603981	Kshetri
21	Sharban Chaudhary	Male	Management	Employed	9822605158	Janajati
22	Stuti Kshetri	Female	Management	Unemployed	9865834148	Kshetri
23	Subas Rawal	Male	Management	Unemployed	9822605436	Kshetri
24	Tilak Prasad Jaishi	Male	Management	Unemployed	9805772452	Bhraman
25	Yasoda Saud	Female	Management	Unemployed	9811633687	Kshetri



**GRADUATES' LIST FOR BACHELOR LEVEL/GRADUATES IN THE YEAR 2022 AD**

**ANNEX II: GRADUATE VERIFICATION DOCUMENT**

**Campus Name:** Birendra Bidhya Mandir Campus

**Address:** Tikapur, Kailali

**Status:** E=Employed,

U=Unemployed, J=Janjati, D=Dalit,

S.N	Name of Graduate	Level	Faculty/Program	TU No.	Registration			
					M	F	EDJ	D
1	Gopi BK	Bachelor	Education	9-2-578-43-2018	√			√
2	Man Bahadur Dhami	Bachelor	Education	9-2-578-203-2018	√			
3	Mira Chaudhary	Bachelor	Education	9-2-578-83-2016		√	√	
4	Aisy Rawal	Bachelor	Management	9-2-578-3-2016		√		
5	Ashok Shahi	Bachelor	Management	9-2-578-0012-2018	√			
6	Bhajan Saud	Bachelor	Management	9-2-578-19-2018		√		
7	Bibek Thapa	Bachelor	Management	9-2-578-23-2018	√			
8	Bikash Rawal	Bachelor	Management	9-2-578-24-2018	√			
9	Bimal Saud	Bachelor	Management	9-2-578-59.20-2018	√			
10	Chandra Budha	Bachelor	Management	9-2-578-28-2018	√			
11	Kalpna Rawal	Bachelor	Management	9-2-578-57-2018		√		
12	Kapil Thakulla	Bachelor	Management	7-2-578-61-2018	√			
13	Laxmi Chaudhary	Bachelor	Management	9-2-578-65-2018		√	√	
14	Mahesh Raj Upadhyay	Bachelor	Management	9-2-578-68-2018	√			
15	Manisha Thapa	Bachelor	Management	9-2-578-74-2018		√		
16	Mohan Dhital	Bachelor	Management	9-2-578-78-2018	√			
17	Saraswati Kumari Jaishi	Bachelor	Management	9-2-578-105-2018		√		
18	Saraswati Sharma	Bachelor	Management	9-2-578-105-2018		√		
19	Shanti Kumari Bohara	Bachelor	Management	9-2-578-109-2018		√		
20	Shanti Rawal	Bachelor	Management	9-2-578-108-2018		√		
21	Sharban Chaudhary	Bachelor	Management	9-2-578-110-2018	√		√	
22	Stuti Kshetri	Bachelor	Management	9-2-578-108-2018		√		
23	Subas Rawal	Bachelor	Management	9-2-578-121-2018	√			
24	Tilak Prasad Jaishi	Bachelor	Management	9-2-578-132-2018	√			
25	Yasoda Saud	Bachelor	Management	9-2-578-134-2018		√		

**Graduates summary**

Total Graduates – 25

Employed - 9

Unemployed - 16

Self-employed – 0

**Prepared By:** .....

Chakra Bahadur Bhandari

.....

**Campus Chief**

.....

**Campus Seal**