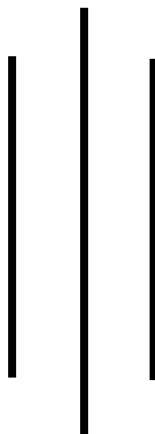


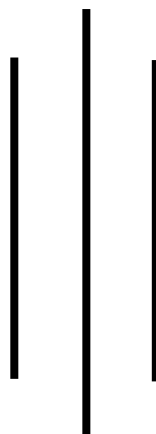
Tracer Study Report 2023

Birendra Bidhya Mandir Campus
Tikapur, Kailali



Submitted to:

University Grants Commission
Sanothimi, Bhaktapur



Submitted by:

Birendra Bidhya Mandir Campus
Tikapur, Kailali
22 May, 2025

Date: 22 May, 2025

The Chairman
University Grants Commission
Sanothimi, Bhaktapur

Subject: Regarding Submission of Final Tracer Study Report-2023

Dear Sir,

As per the University Grants commission's public announcement for the preparation and submission of Tracer Study Report by the Institution selected under NEHEP for Extended performance Based Funding; we would like to submit Detailed Tracer study Report (2023-Graduates) of Birendra Bidhya Mandir Campus Tikapur, Kailali. We look forward for positive response from you soon.

Thanking You,

.....
Harka Bahadur Bhandari
Campus Chief

Acknowledgement

Birendra Bidhya Mandir Campus would like to express deep gratitude to University Grants Commission, Nepal for its continuing support that enables Birendra Bidhya Mandir campus, Tikapur to have this Tracer Study Report. We are also thankful to the graduates of 2023 of BMC who provided us all the required information for the completion of this Tracer Study Report. Our thanks also go to the campus administration, faculty members and non-teaching staff for their kind co-operation and valuable suggestion for the completion of the task.

Executive Summary

This Tracer study Report has been prepared to trace out the graduates of Birendra Bidhya Mandir Campus Tikapur, Kailali. The selected students were the graduates of 2023 from the Faculties of Management and Education. The report has been divided into four chapters. The first chapter is introductory. The second one presents and analyses the data. The third chapter provides the major findings of the report and the fourth chapter draws the conclusion and suggests some recommendations. The aim of writing this report was to find out the issues related to the quality and relevance of higher education. The study was also aimed to use the report for the formulation and amendments of its strategic plan as per the needs and expectation of market and the society. In order to get the needed information, both quantitative and qualitative methods were employed for data collection purpose and a questionnaire for interviewing was piloted to make sure that the correct information could be collected. The notice for tracer study was shared using the social media/ face book. Those who couldn't come in contact were contacted through telephone and email. Required information was collected; individual forms were filled up through face to face interview, telephonic conversation and via mails. All the selected information was compiled, analyzed and evaluated and the final report was prepared.

LIST OF TABLES

Table No.	Topic	Page No.
1	Total Graduates of the Year, 2023	5
2	The Caste-wise Composition of Tracer Study Completed	5
3	Employment Status of the Graduates	6
4	Analytical Table of Responses in Respect of Institutional Provision	9

LIST OF FIGURES

- Figure1: Gender-wise Composition of Graduates
- Figure 2: Employment status of Graduates
- Figure 3: Faculty-wise Employment Status
- Figure 4: Caste-wise Composition of Graduates in Management
- Figure 5: Employment Status of Graduates in Management
- Figure 6: Caste-wise Composition of Graduates in Education
- Figure7: Employment Status of Graduates in Education
- Figure 8: Scaled Value of Responses on Different Issues of
Relevancy of the Programs

ABBREVIATIONS

BMC	: Birendra Bidhya Mandir Campus
E	: Employed
ECA	: Extra Curricular Activities
IT	: Information technology
NEHEP	: Nurturing Excellence in Higher Education Program
QAA	: Quality Assurance and accreditation
U	: Unemployed
TU	: Tribhuvan University
UGC	: University Grants Commission

Table of Contents

ACKNOWLEDGEMENT	I
SUBMISSION LETTER	II
EXECUTIVE SUMMARY	III
LIST OF TABLES	IV
LIST OF FIGURES	V
ABBREVIATIONS	VI
TABLE OF CONTENTS	VII
CHAPTER ONE: INTRODUCTION	1-4
1.1 Background	1-2
1.2 Objectives of the study	2
1.3 Institutional Arrangements to Conduct the Study	3
1.4 Graduate Batch taken for the Study	3
1.5 Data Collection- Instruments and Approaches	3
1.6 Scope of the Study	3
1.7 Limitations of the Study	4
CHAPERT TWO: DATA PRESENTATION AND ANALYSIS	5-12
2. Data Presentation and Analysis	5
2.1 The Profile of the Graduates	5
2.2 Employment Status of the Graduates	5-6
2.3 Faculty Wise Analysis of Employment Status	7
2.3.1 Faculty of Management	7-8
2.3.2 Faculty of Education	8-9
2.4 Expectations and Aspirations of Graduates	9
2.5 Employment Experiences of Graduates	9
2.6 The Quality and Relevancy of Higher Education	10
2.7 Issues Related to Quality and Relevance of Higher Education	10
2.8 Refectory (Canteen)	11

CHAPER THREE: MAJOR FINDINGS	12-13
3. Major Findings	12
3.1 Implication to Institutional Reforms	12-13
CHAPER FOUR: CONCLUSION AND RECOMMENDATION	14-15
4.1 Conclusion	14
4.2 Recommendations	14
APPENDIX	15-
Annex: 1 Graduates Verification Profiles	
Annex: 2 Graduates Verification Documents	
Annex: 3 Transcripts of Graduates	

CHAPTER: ONE

1. Introduction

1.1 Background

Birendra Baidhya Mandir Campus (BMC) is an emerging community campus, established in 2063 BS, with the collaborative efforts of local people comprising academically aware intellectuals, businessmen/women, social workers and guardians. This autonomous, non-profitable academic institution is situated at the heart of Tikapur Municipality, Ward number 1, Block D, Kailali; Far Western Province of Nepal. It is affiliated to Tribhuvan University and at present offers Bachelors' and Masters' programs in Management and Education i.e. Bachelor in Business Study (BBS), Bachelor in Education (B.Ed), Master in Business Study (MBS) and Master in Education (M.Ed). Since its inception, it has been imparting quality education in an affordable fee to the most marginalized and backward community of the country in the far-west Nepal, to bring positive societal changes and development through academic excellence. It is managed by Birendra Bidhya Mandir Public Educational Ttrust as a ceremonial body and the Campus Management Committee as an executive body.

The campus' history goes back to 2031 BS along with the establishment of Tikapur town by the late Khadga Bahadur Singh, the pioneer of academic sensibility of the contemporary Tikapur. Began in 2031 BS, as the only community school in the far-west, Birendra Bidhya Mandir reached to campus level in 2063 BS and has now up to post-graduate programs to serve the society. Started with meager 99 students in one building having 12 rooms and now, there are 1775 students with six buildings having 60 rooms within One Bigha 18 Katha land area (12950 Square meters) of campus premises.

In the last 18 years, BMC has set some landmarks in educational history of Tikapur. The campus is awarded by the Quality Assurance and Accreditation (QAA) Certificate from the Board Meeting of university Grants Commission (UGC), Nepal held on 7 July, 2023. It offers Bachelor and Masters' programs in education and management faculties. The graduates of this campus are employed in different sectors, offices, organizations, schools, colleges, banks and so on. There are 1775 students have been enrolled in this campus comprising different race, gender, class, culture and territory. Some of the students have made the campus feel proud by their remarkable achievements in the banking, financial and sectors of self-employment.

BMC is an autonomous community campus managed by a management committee as an apex body whose chairperson and members are selected from the members of the Campus Assembly. Campus Management Committee is responsible to formulate and implement policies and programs in the interest of the campus and the society. The campus has its constitution and comprehensive guidelines that state, define and regulate different provisions, rules and regulations in a systematic and practical way to achieve campus' prime goal and objectives of catering all-inclusive and up- to - date quality education.

BMC with its detailed and comprehensive master plan indicating the existing buildings and projected expansion, its 5 years strategic plan (2022-2026), clear academic structure, institutionalized administrative structure with transparent policies of selection and promotion of its teaching and non-teaching staff, equity establishment, provision of gratuity (Upadan), medical allowances and study leave, establishment of Akshya Kosh of Rupees 2 crore and above all clearly stated vision, mission, goals and objectives. BMC is strongly developing itself as a leading higher education institution in the Far-western, Nepal.

BMC has been conducting its Seventh **Tracer Study Report** of the graduates representing 2023; following the suggestions and inspirations of UGC. The aim of this study is to help the institution finding out the where about of its graduates and identify the effectiveness of the programs offered to them as well as to gather feedback for further improvement. It also aims to find out the outcomes and employability of graduates of 2023

1.2 Objectives of the Study

The objectives of the study are to have a better understanding of the employment status and to find out the expectations and inspirations of the graduates. The study is trying to meet the following objectives:

- Investigate employment status of the graduates of 2023.
- Find out the kinds of programs the graduates are pursuing afterwards.
- Identify the difficulties faced by graduates for the placement in the market after the completion of the programs.
- Relate the experiences and views of graduates as they evaluate BMC's teaching and learning materials, institutional facilities, curriculum relevancy, information technology (IT) skills, extracurricular activities (ECA) and so forth in order to plan for the future improvement.

1.3 Institutional Arrangements to Conduct Study

With the campus' selection for the Nurturing Excellence in Higher Education Program (NEHEP)-Extended Performance based Funding by UGC, it has been conducting various assigned tasks to it and preparation of Graduates Tracer Study Report is one of them. BMC has also formed a subcommittee called Tracer Study Team with job specifications for the effective execution of Tracer Study Report.

1.4 Graduate Batch Taken for the Study

The Graduates taken for the study is of 2023 Batch which includes the graduates from the faculties of Management and Education. The total number of the traced out graduates were 30 from the bachelors' level only.

1.5 Data Collection Instruments and Approaches

The study has focused on the quality of higher education service provided to the students and the condition under which the graduates have been employed and its role in job-seeking, and how their areas of work are related to the programs offered by the campus. In addition, the study is expected to help identify which programs are still relevant to current market demands and the findings of the study are to analyze the strengths and weaknesses of the campus programs, and the relationships between education/ training and labor market needs. Hence, the methodology for this study is driven by the above issues and it is supposed to promote better understanding of the graduates' employability.

In order to get the needed information, both quantitative and qualitative methods were employed for data collection and a questionnaire for interviewing was piloted to make sure the right information could be collected. The Tracer Study sub-committee collected the graduate list of 2023. The notice for tracer study was shared using the social media/ Face Book. Those who couldn't come in contact were contacted through telephone and email. Required information was collected; individual forms were filled through face to face interview, telephonic conversation and via mails. All these collected information was compiled, analyzed and evaluated and the final report was prepared.

1.6 Scope of the Study

There were in total 25 graduates in 2023 from management faculty and only five graduates from education faculty graduated from Birendra Bidhya Mandir Campus, Tikapur. Altogether, the number of graduates were 36. Among them, six graduates couldn't be traced out i.e. approximately 83 percentage of the total population was reached out.

1.7 Limitations of the Study

This study has the following limitations:

- This tracer study was conducted to the graduates of 2023 of BMC only.
- The study was conducted within a short period of time and limited budget.
- Besides face to face interview, social media email and telephone contact/conversation was the key tools of data collection.
- The study is confined to the graduates of Bachelor level only since Masters' Program cycle is not completed yet due to non-completion of their theses.
- The report is prepared on the basis of the data within our reach i.e. approximately 17 percent graduates were beyond our reach.

CHAPTER: TWO

2. Data Presentation and Analysis

For this Tracer Study, BMC has taken the Graduates of 2023. It is carried upon the graduates of the campus from the faculty of management and education under bachelors' level. The total numbers of the traced out graduates were 30.

2.1. The Profile of the Graduates

There were in total 30 graduates in 2023 from the both faculties of the campus. The numbers of graduates from Faculty of Education was five only. Out of them three were female and two male. There were 25 graduates from faculty of Management. Out of them 16 were female and 9 were male graduates. Out of total 30 graduates, 9 belonged to Janajati eight from Tharu and one from Magar Community, one from Dalit Community and rest of the 20 were from Brahmin and Kshetri Community.

Table1: Total Graduates of theYear; 2023

S.N.	Programs	Total Graduates	Female Graduates	Male Graduates	Educationally Disadvantaged Graduates	
					Educationally Disadvantaged Janajati	Dalit
Bachelors	B.Ed.	5	3	2	2	-
	B.B.S.	25	16	9	7	1
Bachelors Total		30	19	11	9	1

Source: Campus administration (BMC)

Table2: The Caste-wise Composition of Tracer Study Completed

Graduates; 2023		Caste				Total
		Brahmin/Kshetri	Janajatis	Dalit	Madhesi	
Program Completed	B.ED	3	2	-	-	5
	BBS	17	7	1	-	25
Total		20	9	1	-	30

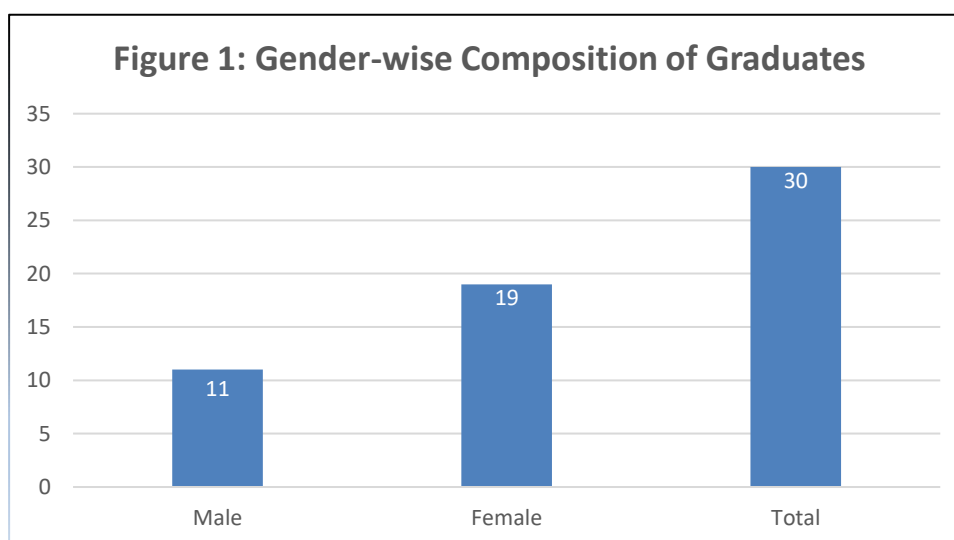
2.2 Employment Status of the Graduates

Of the total targeted population of 30 graduates comprising 11 male and 19 female in which the percentage of the Janajatis (Tharu and Magar community) graduates is approximately 30 percent, 4 graduates are employed before the graduation from the campus, 11 are continuing further study and rest 15 graduates plus four graduates employed before graduation i.e 19 were unemployed.

Table3: Employment Status of the Graduates

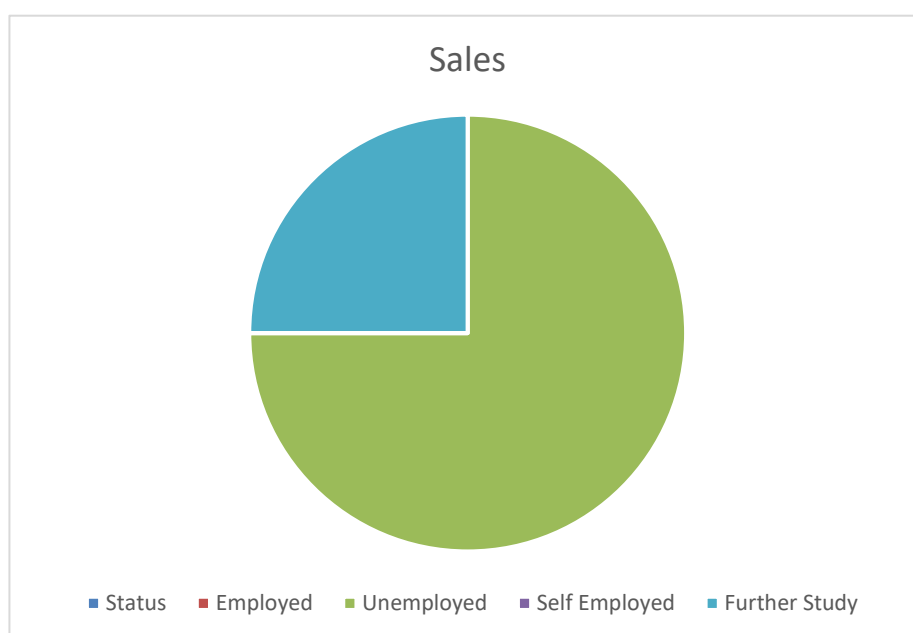
Faculty	Total Number of Graduates Approached	Male	Female	EDJ	Dalit	Employed	Unemployed	Self employed	Further Study
Education	5	2	3	2	-	-	5	-	-
Management	25	9	16	7	1	-	14	-	11
Grand Total	30	11	19	9	1	-	19	-	11

Source: Tracer Study Survey; 2023



Source: Tracer Study Survey; 2023

Figure2: Employment Status of Graduates

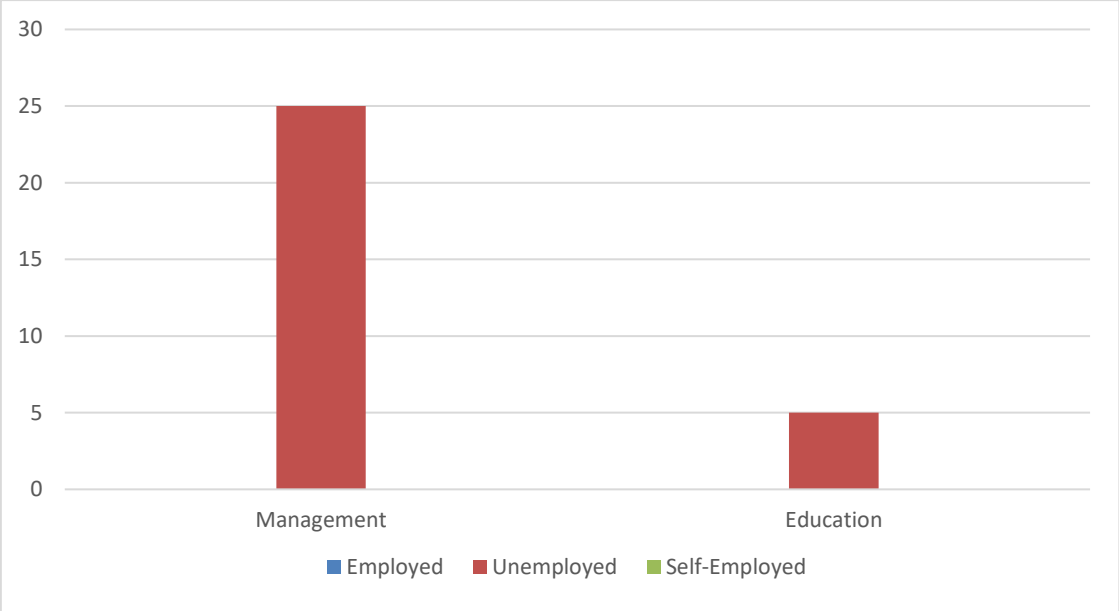


Source: Tracer Study Survey; 2023

2.3 Faculty-wise Analysis of Employment Status

There is the higher frequency of further study students in faculty of management than faculty of education. Out of total 30 population size of graduate, 25 represents faculty of management and five from faculty of education. There is no any employed student after graduation from any faculty and program.

Figure 3: Faculty-wise Employment Status

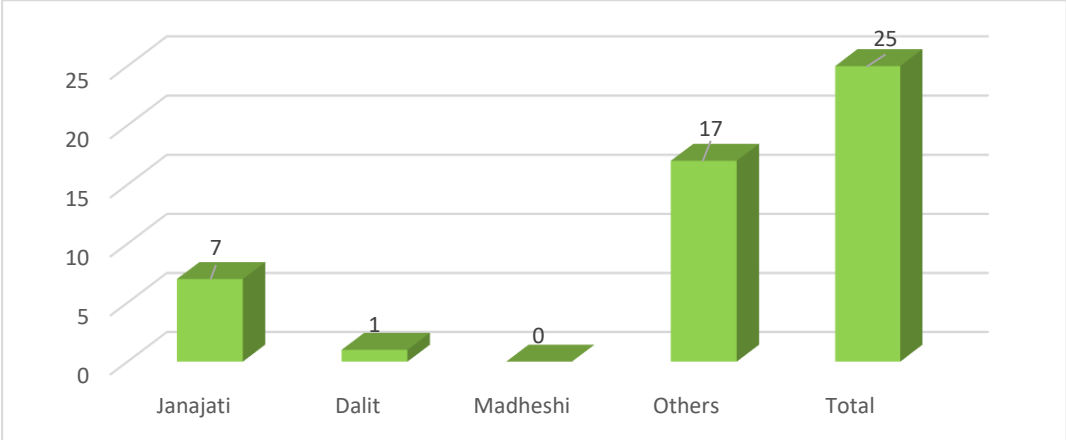


Source: Tracer Study Survey; 2023

2.3.1 Faculty of Management

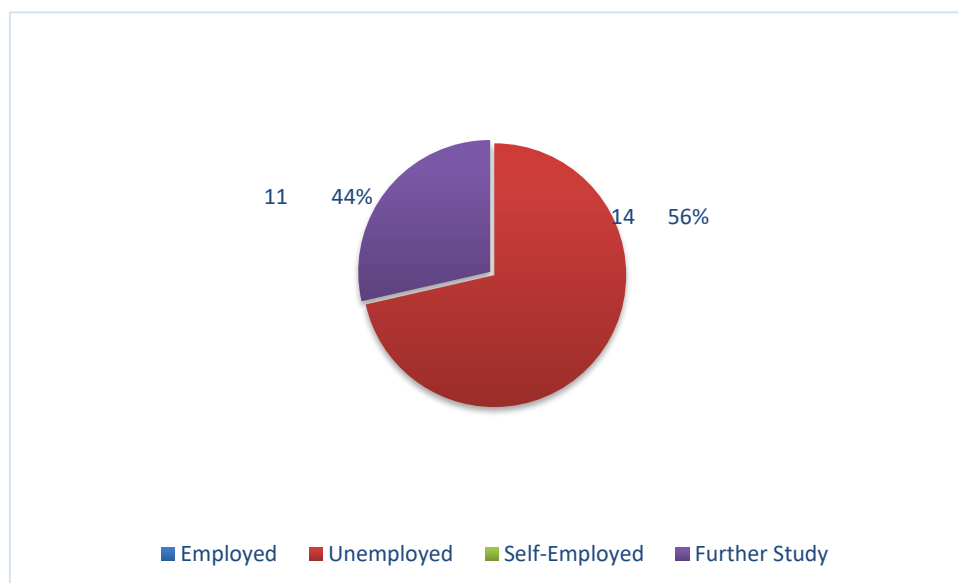
The total targeted population of 30 graduates; 25 graduates were from the faculty of management. There were one Dalit,7 Janajatis and 17 were from Brahmin and Kshetri community. Out of 25 graduates, no one is employed, all 14 students were unemployed and 11 students are continuing further study.

Figure4: Caste-wise Composition of Graduates in Management



Source: Tracer Study Survey; 2023

Figure 5: Employment Status of Graduates of Management

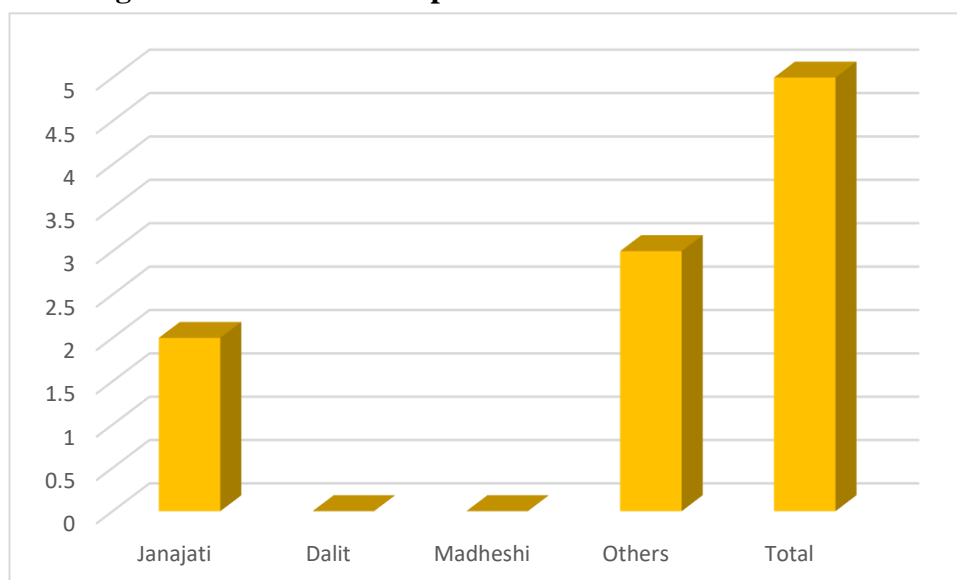


Source:Tracer Study Survey; 2023

2.3.2 Faculty of Education

Of the targeted population of 30 graduates; five graduates were from faculty of education. There were no Dalit, no Madheshi, two Janajatis and three from Brahmin and Kshetri Community. Out of five graduates, there were no employed and self-employed after their graduation. All the graduates were unemployed and no graduates have continued the further study too.

Figure6: Caste-wise Composition of Graduates in Education



Source:Tracer Study Survey; 2022

Figure7: Employment Status of Graduates of Education



Source: Tracer Study Survey;2023

2.4. Expectations and Aspirations of Graduates

One of the objectives of this study was to find out the views of graduates regarding their study experiences at Birendra Bidhya Mandir Campus and about their employment status at present. It also tries to find out the graduates' expectations and aspirations towards the institution. The major emphasis of the graduates were as follow:

Learning should meet to their needs and requirements,

- There should be fix quota system for the enrollment,
- Teachers should be accountable towards the students regarding their duties,
- There should be connection between academic and industrial requirements,
- The campus must introduce short term professional courses,
- Focus should be given to skill based education is to be introduced.
- Labour market driven programs are to be launched.

2.5. Employment Experiences of Graduates

Gathered from the interview and data analysis, the total percentage of employed graduates was nil. However, there were four employed students before their graduation from campus. That's why they were excluded from the employed ones. The percentage of unemployed was 63, since 11 graduates are continuing further study i.e. 37 percentage approximately.

Regarding the questions about the support of academic programs on their career and work experiences, the majority of the respondents had following responses:

- The academic course content supports work at job but it doesn't provide any practical experience,
- Job market is too limited to accommodate large number of graduates annually,
- They complained that they have not got jobs yet,
- Most of the respondents have been expecting to get good jobs and high pay,
- At present, the respondents are more concerned with learning than satisfaction.
- Large number of graduates are leaving the country to seek job opportunity

- The dropout rate is high but the pass out rate is low since the students could not be retained to the campus to complete the programs they got admission.

2.6. The Quality and Relevancy of Higher Education

One of the major objectives of the tracer study was to find out the quality and relevancy of the higher education in terms of the courses offered, problem solving, work placement, link between programs and professional requirement etc.

The respondents were to present their views regarding the issues mentioned above along with the strengths and weaknesses of the institution.

2.7. Issues Related to Quality and Relevance of Higher Education

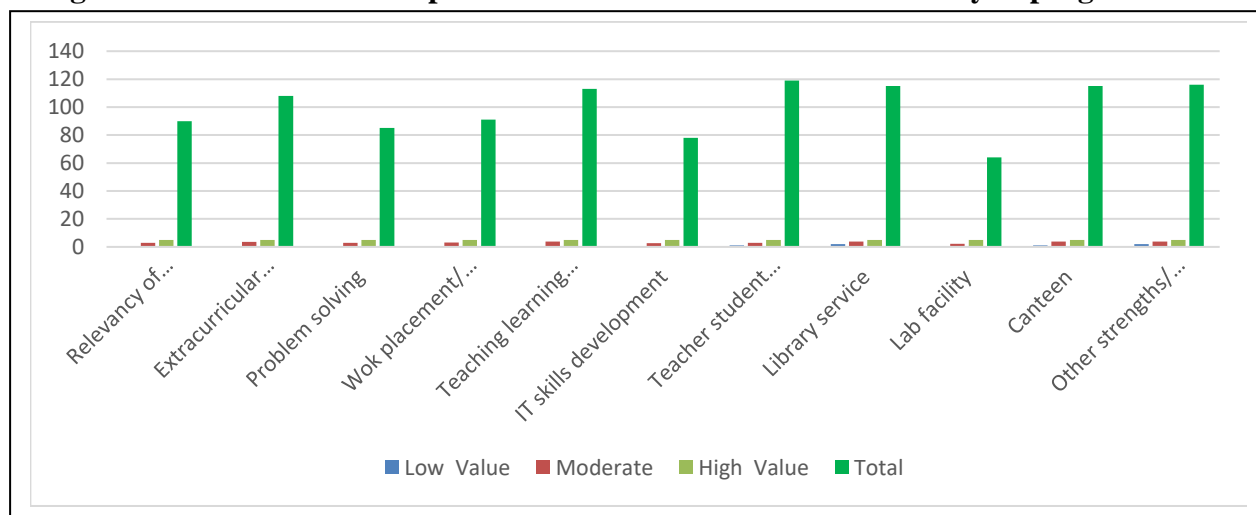
This tracer study has given us an opportunity to evaluate our institution and its programs. Graduates were asked about the strengths and weaknesses of the instructional programs that

they attended. The rating values were ranged from 0 to 5 point scales. The following summary table shows the strengths and weaknesses of the campus evaluated from the responses collected of the graduates and contribution of educational programs in their personal development. There were 30 respondents who have graduated in 2023 from this campus.

Table 4: Analytical table of Response in Respect of Institutional Provision.

S. N.	Particulars	Low Value	Moderate	High Value	Total
1	Relevancy of program to professional requirements	0	3.00	5	90
2	Extracurricular activities	0	3.60	5	108
3	Problem solving	0	2.83	5	85
4	Wok placement/ attachment	0	3.03	5	91
5	Teaching learning environment	0	3.77	5	113
6	IT skills development	0	2.60	5	78
7	Teacher student relationship	1	3.	5	119
8	Library service	2	3.83	5	115
9	Lab facility	0	2.13	5	64
10	Canteen	1	3.83	5	115
11	Other strengths/ weaknesses	2	3.87	5	116

Figure 8: Scaled value of response on different issues of the relevancy of program



2.8. Refectory (Canteen)

The campus canteen is spacious enough with hygienic environment to serve quality snacks and food for students and staff members as per season. Generally, more than 50 clients could be served at a time.

Details:

Length: 24ft.

Breadth: 12ft.

Veranda: 32ft.

Furniture:

Table: 8

Chair: 14

Desk: 7

Bench: 7

Water facility:

The campus installed 10 water plants with 11 steel and eight plastic tanks for 7/24 supply of pure drinking water. The water plants with purifier fridge filter supply normal, cool and hot water as needed by the consumers.

Urinal:

The campus has significant numbers of toilets separate for both gents and ladies, for students as well as staff members.

Toilets (Gents):

No. of toilets: 6

Area in square feet: 64076

Length: 38 feet

Breadth: 18 feet

Toilets (Ladies):

No. of toilets: 6

Area in square feet: 67620

Length: 40 feet

Breadth: 11 feet

Toilets (Staff):

No. of toilets: 3

Length: 90 feet

Breadth: 15 feet

CHAPTER: THREE

3. Major Findings

The major findings of the Tracer Study Report of Birendra Bidhya Mandir Campus are as follows:

- The total numbers of graduates were 30 with 11 male and 19 female. Among them 9 belonged to Janajatis. i.e 8 from Tharu and one from Magar Community, one belonged to Dalit, no Madhesi and 20 from Brahmin and Kshetri Community..
- The employed percentage is nil since no one is employed after their graduation from the campus.
- The unemployed graduates percentage 63 and graduates continuing their further study percentage is approximately 37,
- Job market is too limited for the Bachelor level graduates with raw knowledge.
- In private sector, Master Degree holders are preferred.
- The course offered at University/College provides little skills and experiences for the job.
- The graduates are not satisfied with the kind of courses offered. They demand career based courses.
- From the finding of the study, it is clear that higher education offers more opportunities in a wide range of fields.
- The graduates are applying their professional knowledge and skills as well as adding qualities like self-confidence, leadership, willingness to learn etc.
- Majority of the respondents are satisfied with the delivery of the services by the college.
- The study has shown that the new graduates are working in the field of teaching, Public services, banks, co-operatives, health sector as well as various fields.
- Regarding the relevancy of the programs to the graduates' professional requirements, most of the management graduates regarded it a highly relevant programs offered by Birendra Bidhya Mandir Campus.
- It is found that the sanitary facilities are in better condition in the campus.
- The campus canteen is hygienic and serves better food to the students.
- Sufficient modern toilets both for students and teachers.
- Good facilities of sports like Football Ground, Volleyball Courts, Badminton Courts, Table Tennis, Cricket Ground, Basketball Court and so forth.
- There are required number of textbooks and reference books in the library but shortage of reading room facilities
- 7/24 pure drinking water facilities.
- Lack of IT and advanced Lab facilities.

3.1 Implications to Institutional Reform

To make learning a life - long process, higher educational institutions need to build up as an ideal place with inspiring values worth remembering for graduates for whole life. How can the institutions achieve this? Graduates' responses and feedback can inspire the campus in a right track. Birendra Bidhya Mandir Campus must make strategies and policies to make its programs highly relevant to practical life.

Birendra Bidhya Mandir Campus needs to establish good relationship with private and public sector organizations for job opportunities of its graduates. The campus has to give guidance and counseling to its graduates for the preparation of government jobs, institutional and international jobs opportunities as well.

This trace study is very helpful in bringing institutional reforms to make teaching and learning more effective and enjoyable. We can also evaluate the relevancy of the campus programs and make them up to date with new information, technology and methodology.

Modern age is the age of competition. So, campus programs must be prepared enough to provide quality education to its graduates and graduates must be capable enough to face the challenges in the market. Learners must be equipped with communication skills, team work, decision making skills. Our graduates must be confident to tackle all the problems successfully.

The campus should provide proper IT skills and research skills to its graduates. The extracurricular activities also should encourage its students to be smart.

Birendra Bidhya Mandir Campus also can make relationship with different organizations to recruit its graduates. It also can join hands with private sector. We can focus on quality, attribute, subjects and programs to empower our graduates.

Our campus also should encourage its graduates to set goals in their life and to work hard to pursue the goal. Our campus needs to introduce technical and vocational education that has high value in employment.

Our campus is planning to enhance research culture among the graduates. All the faculties are encouraged to conduct this. Faculty members and graduates are also encouraged for research activities.

After the study, we have come to a conclusion that there are certain problems regarding the programs students study and the type of job they pursue. For instance, after completing Bachelor level in Management, the graduates are ready to take the job of teaching. There is a strong need of counseling and effective guidance to the students to make them mature for the competitive job market.

CHAPTER: FOUR

CONCLUSSION AND RECOMMENDATION

4.1 Conclusion

From the above findings, a number of conclusions can be drawn about the employment opportunities from our graduates currently in the field and relevancy of the college programs, teaching learning environment, quality of delivery, teacher student relationship, extracurricular activities, library/lab facilities etc. Following are the major conclusions which respond to the research objectives that were set out for this study.

- This study report is the seventh effort to find out about the employability of the graduates. It has provided both feedback and review on employability and campus programs.
- Majority of the graduates seemed to be unemployed.
- From the study, it is learnt that mostly graduates are unemployed. Bigger numbers of graduates are continuing further study. Only few are engaged in self-work.
- The graduates from the Faculty of Management have more chances of getting employed than the graduates of other faculties. **But the tracer study report doesn't support it.**
- The analysis shows that there is demand of Master's Degree holder graduates in the market.
- The study shows that majority of Janajatis are coming forward to study.
- The programs offered by the institution do not address the current needs of the market.
- The graduates have the expectation that campus should help them to find jobs and start market oriented programs.
- Most of the management graduates are seen Master's Degree holders.
- Emphasis should be given to labour market driven programs with practical know-how.
- Knowledge of IT is must.
- Student counseling and job placement is to more active for deliver required information to the students

4.2 Recommendation

The Tracer Study Team conducted the Tracer Study of Graduates of 2023 of Birendra Bidhya Mandir Campus. This study was conducted within a short period of time. Being the seventh of its kind for the campus, it has provided both feedback and review on employability, job satisfaction of graduates and the effectiveness of campus programs. The Tracer Study Report suggests the following recommendations to the institution:

- The Campus should make the task of Tracer study as an integral part.
- The strategic plan of BMC should incorporate the suggestions made on Tracer Study Report.
- The campus should promote wide range of professional courses, field based learning, counseling etc. to improve the institutional delivery.
- The backward community students should be given more priority.
- Birendra Bidhya Mandir Campus should digitalize its records.
- The campus should introduce E-library facilities more effectively.
- The institute should intensify the relationship between parent-teacher and teacher-students.
- It must expand its academic programs by introducing new marketable programs in Bachelor and Master Degree.
- Team work is must for the betterment and improvement of the institution.
- Knowhow of IT is expanded with labour market driven programs.

ANNEX -I: GRADUATE VERIFICATION PROFILES

Campus Name:Birendra Bidhya Mandir Campus

Address: Tikapur,Kailali

GRADUATE LIST OF: 2023 OF BACHELOR LEVEL/GRADUATE IN THE YEAR;2023

Status:E=Employed,U=Unemployed,J=Janjati,D=Dalit,

S.N	Nameof Graduate	Sex	Faculty/Program	Employment Status	Contact No.	Remarks
1	BHAWANA REGMI	Female	Education	Unemployed	9840920454	Brahman
2	PRADIP SAUD	Male	Education	Unemployed	9868569902	Kshetri
3	PREM RAJ CHAUDHARY	Male	Education	Unemployed	9862370173	Tharu
4	RABINA CHAUDHARY	Female	Education	Unemployed	9844141774	Tharu
5	SWASTIKA THAKULLA	Female	Education	Unemployed	9840920453	Kshetri
6	ANUPA CHAUDHARY	Female	Management	Unemployed	982161500	Tharu
7	BASANTI KUMARI BOHARA	Female	Management	Unemployed		Kshetri
8	DHIRAJ KASARA	Male	Management	Unemployed	9868435329	Dalit
9	DHIRENDRA KUMAR SHAHI	Male	Management	Unemployed	9865892510	Kshetri
10	DURGA DHAMALA	Female	Management	Unemployed	9866820845	Brahman
11	KALAWATI KHADKA	Female	Management	Unemployed	9769848517	Kshetri
12	KISMOTI THARU	Female	Management	Unemployed	9800517875	Tharu
13	KRISHNA KADAYAT	Male	Management	Unemployed	9864836633	Kshetri
14	MANISHA NEUPANE	Female	Management	Unemployed	9845760143	Brahman
15	MENAKA TIMILSINA JAISHI	Female	Management	Unemployed	9810758362	Brahman
16	MOHAN PUN	Male	Management	Unemployed	9866526648	Magar
17	NABIN KHANAL	Male	Management	Unemployed	9745813207	Brahman
18	NIRA CHAUDHARY	Female	Management	Unemployed	9822647870	Tharu
19	NIRAN KATHARIYA	Male	Management	Unemployed		Tharu
20	NIRU KUMARI BATALA	Female	Management	Unemployed	9824600891	Kshetri
21	NISHA KHADKA	Female	Management	Unemployed		Kshetri
22	PARBATI KUMARI JOISHI	Female	Management	Unemployed	9864743505	Brahman
23	PRABIN TIMILSENA	Male	Management	Unemployed	9815667848	Brahman
24	RADHA BOHARA	Female	Management	Unemployed	9864753847	Kshetri
25	SANGITA KUMARI CHAUDHARY	Female	Management	Unemployed	9810731438	Tharu
26	SARITA BISTA	Female	Management	Unemployed	9848491157	Kshetri
27	SHEETAL KHADKA	Female	Management	Unemployed		Kshetri
28	TAMANNA CHAUDHARY	Female	Management	Unemployed	9767677940	Tharu
29	TAPENDRA BUDHA	Male	Management	Unemployed		Kshetri
30	UPENDRA PURUSH NEUPANE	Male	Management	Unemployed	9746316154	Brahman

GRADUATES' LIST FOR BACHELOR LEVEL/GRADUATES IN THE YEAR; 2023 AD

ANNEX- II: GRADUATE VERIFICATION DOCUMENT

Campus Name:Birendra Bidhya Mandir Campus

Address:Tikapur,Kailali

Status: E=Employed,

U=Unemployed, J=Janjati, D=Dalit,

S.N	Name of Graduate	Level	Faculty/Program	TU Registration No.	Type			
					M	F	EDJ	D
1	BHAWANA REGMI	Bachelor	Education	9-2-578-142-2018		✓		
2	PRADIP SAUD	Bachelor	Education	9-2-578-483-2019	✓		□	
3	PREM RAJ CHAUDHARY	Bachelor	Education	9-2-578-94-2019	✓		✓	
4	RABINA CHAUDHARY	Bachelor	Education	5-2-61-110-2018		✓	✓	
5	SWASTIKA THAKULLA	Bachelor	Education	9-2-578-190-2018		✓		
6	ANUPA CHAUDHARY	Bachelor	Management	7-2-578-181-2019		✓	✓	
7	BASANTI KUMARI BOHARA	Bachelor	Management	7-2-578-198-2019		✓		
8	DHIRAJ KASARA	Bachelor	Management	7-2-578-235-2019	✓			✓
9	DHIRENDRA KUMAR SHAHI	Bachelor	Management	7-2-578-236-2019	✓			
10	DURGA DHAMALA	Bachelor	Management	7-2-578-243-2019		✓		
11	KALAWATI KHADKA	Bachelor	Management	7-2-578-1048-2018		✓		
12	KISMOTI THARU	Bachelor	Management	7-2-578-283-2019		✓	✓	
13	KRISHNA KADAYAT	Bachelor	Management	7-2-578-472-2019	✓			
14	MANISHA NEUPANE	Bachelor	Management	7-2-578-306-2019		✓		
15	MENAKA TIMILSINA JAISHI	Bachelor	Management	7-2-578-317-2019		✓		
16	MOHAN PUN	Bachelor	Management	7-2-578-485-2019	✓		✓	
17	NABIN KHANAL	Bachelor	Management	7-2-578-323-2019	✓			
18	NIRA CHAUDHARY	Bachelor	Management	7-2-578-332-2019		✓	✓	
19	NIRAN KATHARIYA	Bachelor	Management	7-2-578-335-2019	✓		✓	
20	NIRU KUMARI BATALA	Bachelor	Management	7-2-554-195-2019		✓		
21	NISHA KHADKA	Bachelor	Management	7-2-578-239-2019		✓		
22	PARBATI KUMARI JOISHI	Bachelor	Management	7-2-578-348-2019		✓		
23	PRABIN TIMILSENA	Bachelor	Management	7-2-578-349-2019	✓			
24	RADHA BOHARA	Bachelor	Management	7-2-578-27-2017		✓		
25	SANGITA KUMARI CHAUDHARY	Bachelor	Management	7-2-578-59-2017		✓	✓	
26	SARITA BISTA	Bachelor	Management	7-2-578-410-2019		✓		
27	SHEETAL KHADKA	Bachelor	Management	7-2-578-111-2018		✓		
28	TAMANNA CHAUDHARY	Bachelor	Management	7-2-578-457-2019		✓	✓	
29	TAPENDRA BUDHA	Bachelor	Management	7-2-578-127-2018	✓			
30	UPENDRA PURUSH NEUPANE	Bachelor	Management	7-2-578-133-2019	✓			

Graduates Summary

Total Graduates –30

Employed-0

Unemployed-19

Self-employed–0

Further Study-11

Prepared By:

Chakra Bahadur Bhandari

Approved By:

Harka Bahadur Bhandari

Campus Chief

Campus Seal